

## PREFACE

Thank you for selecting our products.

The Parts Book is specifically for the CDM816D wheel loader with standard configuration, which provides relevant detailed information about all systems/assemblies/parts, including Chinese/English description, current specification, used specification and quantity per unit etc.

Non-standard products configured with other brand diesel engine, transmission, axles and optional parts, and modified loaders, e.g. high dump loader and quick-disconnect loader etc, can cause some changes in the systems/assemblies/parts, which are not listed in the Parts Book. Product improvement or supplier alteration might make parts different. If you have any question about the manual, please contact us or your nearest dealer.

In addition to parts description, specification and quantity, the Serial Number and Manufacture Date of specified machine should be supplied with spare parts order, so that we can deliver you correct parts in time.

Customers are sincerely requested to give us suggestions with contact information on the back cover.

Lonking Holdings Limited

JUNE, 2018

## 前 言

真诚感谢用户选购龙工产品！

本《配件图册》以标准出厂配置的 CDM816D 轮式装载机为对象，详细列出了各个系统单元、总成及零部件的相关信息，包括部件名称、当前图号、原有图号和台套用量等。

对于非标准配置产品（如用户特配不同品牌的发动机、变速箱、驱动桥或其他选装件等）以及其他变型产品（如快换机、高卸王等），《配件图册》中没有列出相关零部件的更改信息。产品设计改进或配套厂家不同有可能引起零部件的差异，如果用户对《配件图册》存有疑问，请及时与我们或就近的销售代理商取得联系。

敬请用户选购配件时，除按照《配件图册》列出配件的品名、图号和数量外，还须提供设备的生产日期和整机编号，避免因配件错发而耽误用户使用。

如有疑问，欢迎垂询（**联系方式见封底**）。

中国龙工控股有限公司

2018 年

# CONTENTS

<b>CDM816D 轮式装载机</b> .....	<b>1</b>
<b>I. DIESEL ENGINE SYSTEM</b> .....	<b>3</b>
1.1 DIESEL ENGINE SYSTEM .....	3
<b>II. TORQUE CONVERTER SYSTEM</b> .....	<b>9</b>
2.1 TORQUE CONVERTER SYSTEM .....	9
2.2 TORQUE CONVERTER.....	11
2.3 TRANSMISSION AND TORQUE CONVERTER HYDRAULIC SYSTEM.....	21
<b>III. TRANSMISSION SYSTEM</b> .....	<b>27</b>
3.1 TRANSMISSION SYSTEM .....	27
3.2 TRANSMISSION ASSEMBLY .....	29
3.3 SHAFT I ASSEMBLY.....	37
3.4 SHAFT II ASSEMBLY.....	39
3.5 SHAFT III ASSEMBLY .....	43
3.6 SHAFT IV ASSEMBLY .....	47
3.7 SHAFT V ASSEMBLY .....	49
<b>IV. AXLE SYSTEM</b> .....	<b>51</b>
4.1 AXLE SYSTEM.....	51
<b>V. CONTROL SYSTEM</b> .....	<b>63</b>
5.1 CONTROL SYSTEM .....	63
5.2 SPEED CONTROL ASSEMBLY .....	65
5.3 IMPLEMENT CONTROL ASSEMBLY .....	67
<b>VI. STEERING HYDRAULIC SYSTEM</b> .....	<b>71</b>
6.1 STEERING HYDRAULIC SYSTEM.....	73

6.2 STEERING CYLINDER.....	75
<b>VII. IMPLEMENT HYDRAULIC SYSTEM .....</b>	<b>77</b>
7.1 IMPLEMENT HYDRAULIC SYSTEM.....	77
7.2 TURN FIGHTS OIL CYLINDER.....	87
7.3 ARM OIL CYLINDER.....	89
7.4 RETURN OIL BODY PARTS .....	91
7.5 TYPE O REVERSING VALVES OF .....	93
7.6 TYPE O REVERSING VALVES OF .....	95
<b>VIII. SERVICE BRAKE SYSTEM.....</b>	<b>97</b>
8.1 SERVICE BRAKE SYSTEM.....	97
8.2 AIR TANK ASSEMBLY .....	103
<b>IX. PARKING BRAKE SYSTEM .....</b>	<b>105</b>
9.1 PARKING BRAKE SYSTEM.....	105
<b>X. FRAME SYSTEM .....</b>	<b>107</b>
10.1 FRAME SYSTEM.....	107
<b>XI. IMPLEMENT SYSTEM.....</b>	<b>113</b>
11.1 IMPLEMENT SYSTEM.....	113
<b>XII. CAB SYSTEM .....</b>	<b>115</b>
12.1 CAB SYSTEM .....	115
<b>XIII. OUT PANEL SYSTEM.....</b>	<b>119</b>
13.1 OUT PANEL SYSTEM.....	119
13.2 HOOD ASSEMBLY .....	121
13.3 FUEL TANK ASSEMBLY .....	123
13.4 HYDRAULIC OIL TANK.....	125
<b>XIV. DESIGNATION &amp; SCUTCHEON SYSTEM .....</b>	<b>127</b>

14.1 DESIGNATION & SCUTCHEON SYSTEM .....127

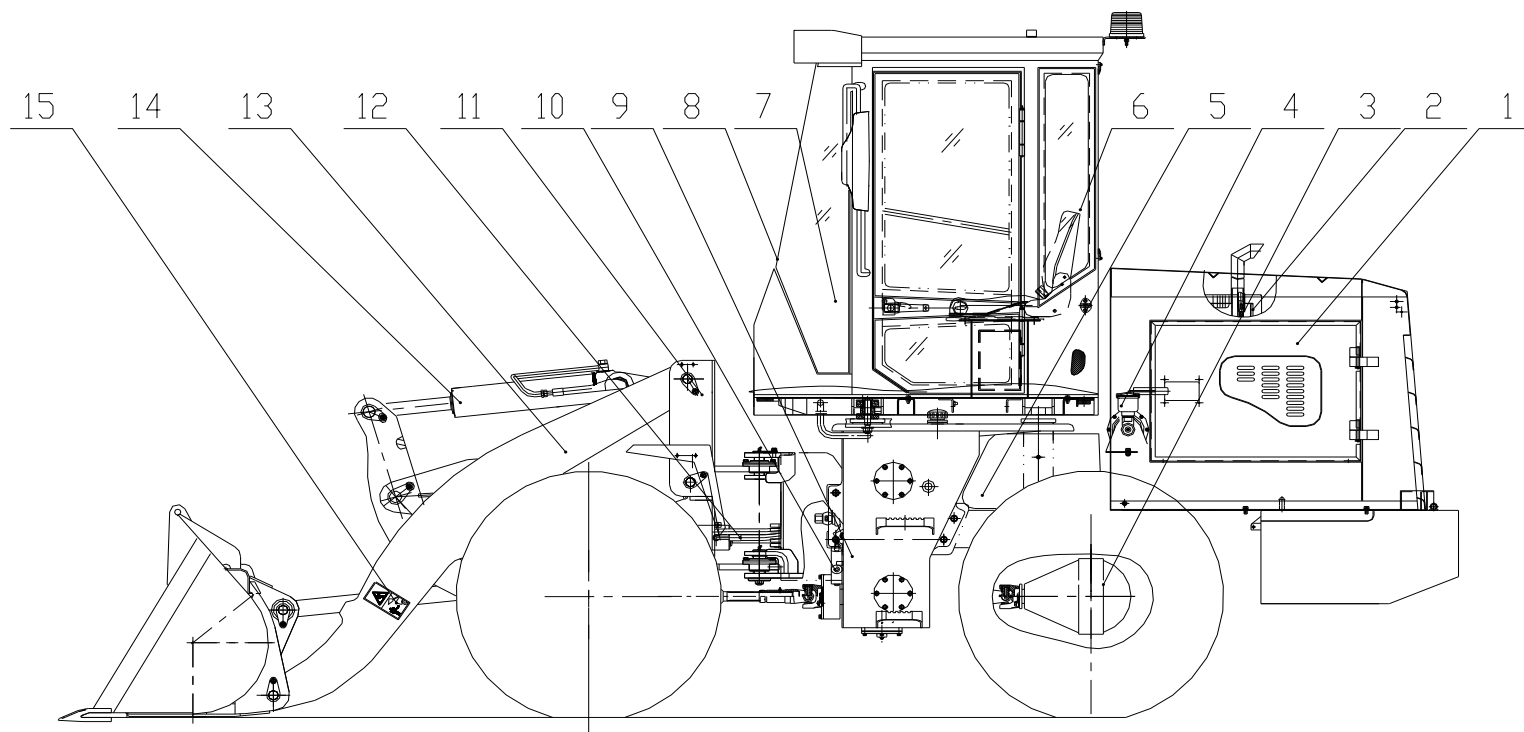
**XV. ELECTRICAL SYSTEM .....131**

15.1 ELECTRICAL SYSTEM.....131



# CDM816D 轮式装载机

## Top assembly CDM816D.00III



## 一级部件 Top assembly CDM816D.00III

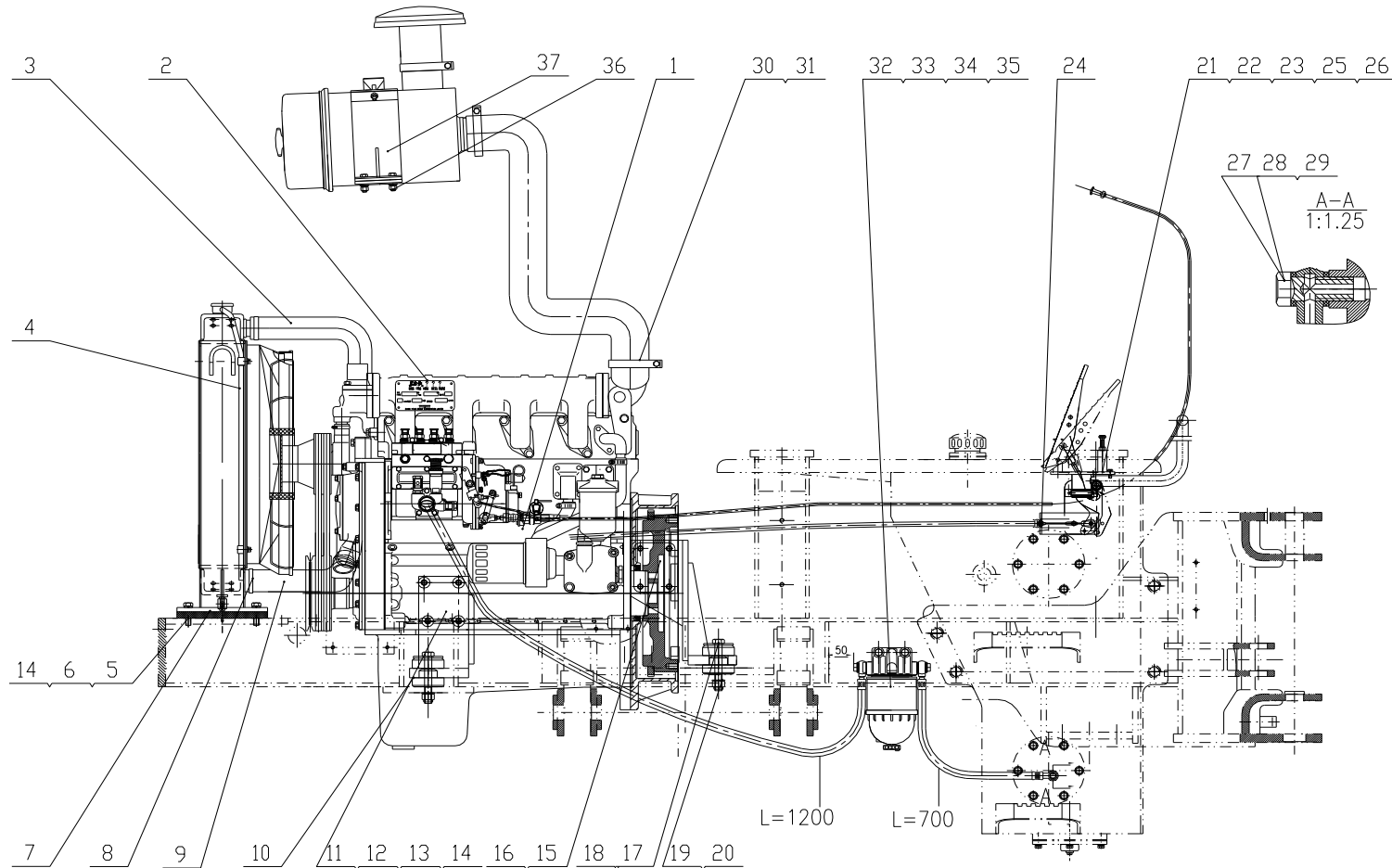
序号 Item	代号 Parts number	名称 Parts description		规格 Specification	数量 Qty	备注 Remarks
1	LG816D.13	覆盖件系统	Out panel system		1	
2	CDM816B.01	柴油机系统	Diesel Engine System		1	
3	LG816B.04	驱动桥系统	Drive axle system		1	
4	LG816B.08	脚制动系统	Service brake system		1	
5	LG816.03	变速箱系统	Transmission system		1	
6	CDM823D.12	驾驶室系统	Cab system		1	
7	LG816.05	操纵系统	Control system		1	
8	CDM816D.15	电器系统	Electrical system		1	
9	LG816B.02	变矩器系统	Torque converter system		1	
10	LG816.09	手制动系统	Parking brake system		1	
11	LG818D.10 I	车架系统	Frame system		1	
12	CDM816D.06III	转向液压系统	Steering hydraulic system		1	
13	LG816D.11	工作装置系统	Implement system		1	
14	CDM816D.07III	工作液压系统	Implement hydraulic system		1	
15	CDM816D.14	标识标牌系统	Designation & Scutcheon system		1	



# I. DIESEL ENGINE SYSTEM

## 1.1 DIESEL ENGINE SYSTEM

Fig.01 Diesel engine system

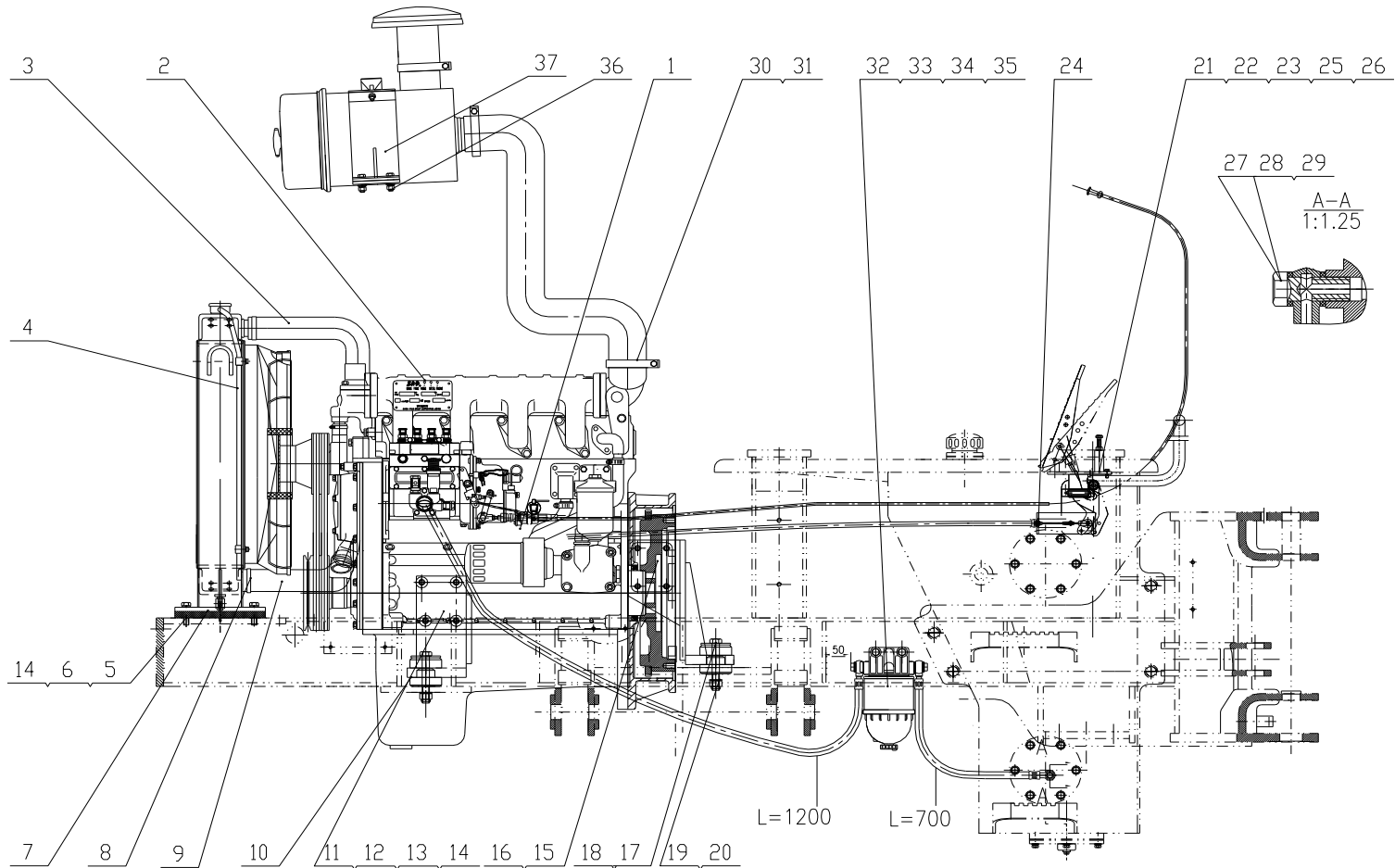


## 柴油机系统 Diesel Engine System (CDM816B.01) 图/Fig.01

序号 Item	代号 Parts number	名称 Parts description		规格 Specification	数量 Qty	备注 Remarks
1	LG816B.01III.01	油门软轴	THROTTLE FLEXIBLE SHAFT		1	L1600
2	CDM816B.01.01	柴油机	ENGINE ASSEMBLY		1	
3	LG818.01 I -001	水箱进水管	RADIATOR WATER INLET PIPE		1	
4	LG818.01I.04	散热器总成	RADIATOR		1	
5	GB/T5783	螺栓 M12×50	BOLT	M12×50-8.8	4	
6	GB/T97.1	垫圈 12	WASHER	12	4	
7	LG816.01-002	水箱胶垫	RADIATOR RUBBER PAD		2	水箱自带 Selecting radiator
8	JB/T8870	喉箍 d60(40~60)	HOOP	Φ40-60	4	
9	LG818.01 I -003	水箱出水管	RADIATOR WATER OUTLET PIPE		1	
10	LG308.01.17	减震器	SHOCK ABSORBER		4	
11	LG816B.01III.09	发动机右后支架焊合	ENGINE RIGHT REAR BRACKET		1	
12	LG816B.01III.10	发动机左后支架焊合	ENGINE LEFT REAR BRACKET		1	
13	GB/T5783	螺栓 M12×35	BOLT	M12×35-8.8	16	
14	GB/T93	垫圈 12	WASHER	12	20	
15	LG816B.01III.11	发动机右前支架焊合	ENGINE RIGHT FRONT BRACKET		1	

1.1 DIESEL ENGINE SYSTEM

Fig.01 Diesel engine system

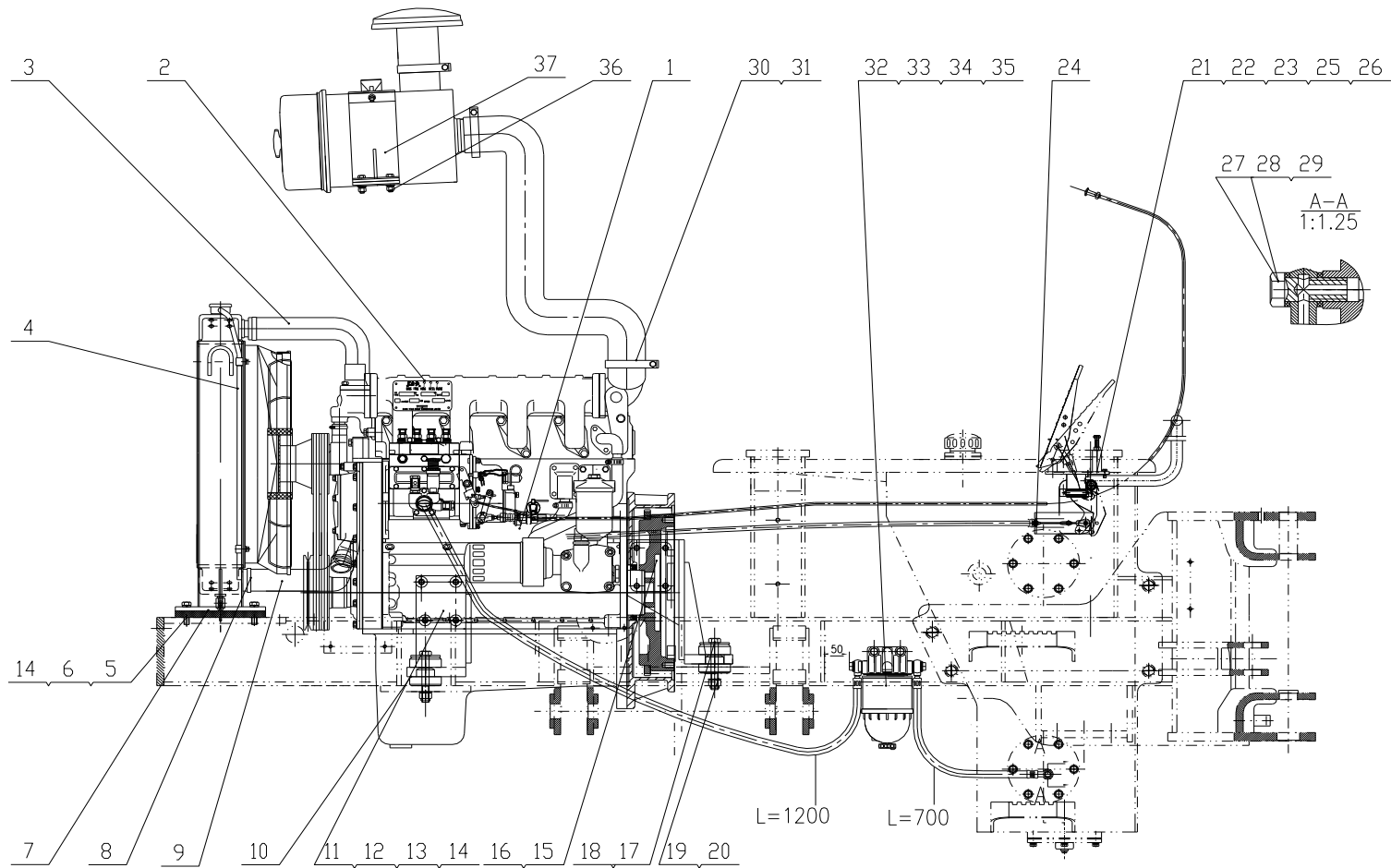


## 柴油机系统 Diesel Engine System (CDM816B.01) 图/Fig.01

序号 Item	代号 Parts number	名称 Parts description		规格 Specification	数量 Qty	备注 Remarks
16	LG816B.01III.12	发动机左前支架焊接	ENGINE LEFT FRONT BRACKET		1	
17	GB/T5782	螺栓	BOLT	M16×110-8.8	4	
18	GB/T96.1	垫圈	WASHER	16	4	
19	GB/T889.1	螺母 M16	NUT	M16	4	
20	LG308.01-007	大垫圈	WASHER		4	
21	LG853.01.06.02	油门踏板总成	THROTTLE PEDAL ASSEMBLY		1	
22	GB/T5783	螺栓	BOLT	M6×20	5	
23	GB/T93	垫圈	WASHER	6	5	
24	LG810.01-008	固定板	FIXING BOARD		1	
25	GB/T96.1	垫圈	WASHER	6	2	
26	GB/T6170	螺母	NUT	M6	2	
27	JB/T966	铜垫	WASHER	14	2	
28	401007(401014D)	接头体	ADAPTER		1	
29	JB/ZQ4450	螺塞 M14×1.5	MAGNETIC PLUG	6	1	
30	CDM816B.01-001	空滤器进气管			1	
31	JB/T8870	喉箍 80-100			2	

1.1 DIESEL ENGINE SYSTEM

Fig.01 Diesel engine system



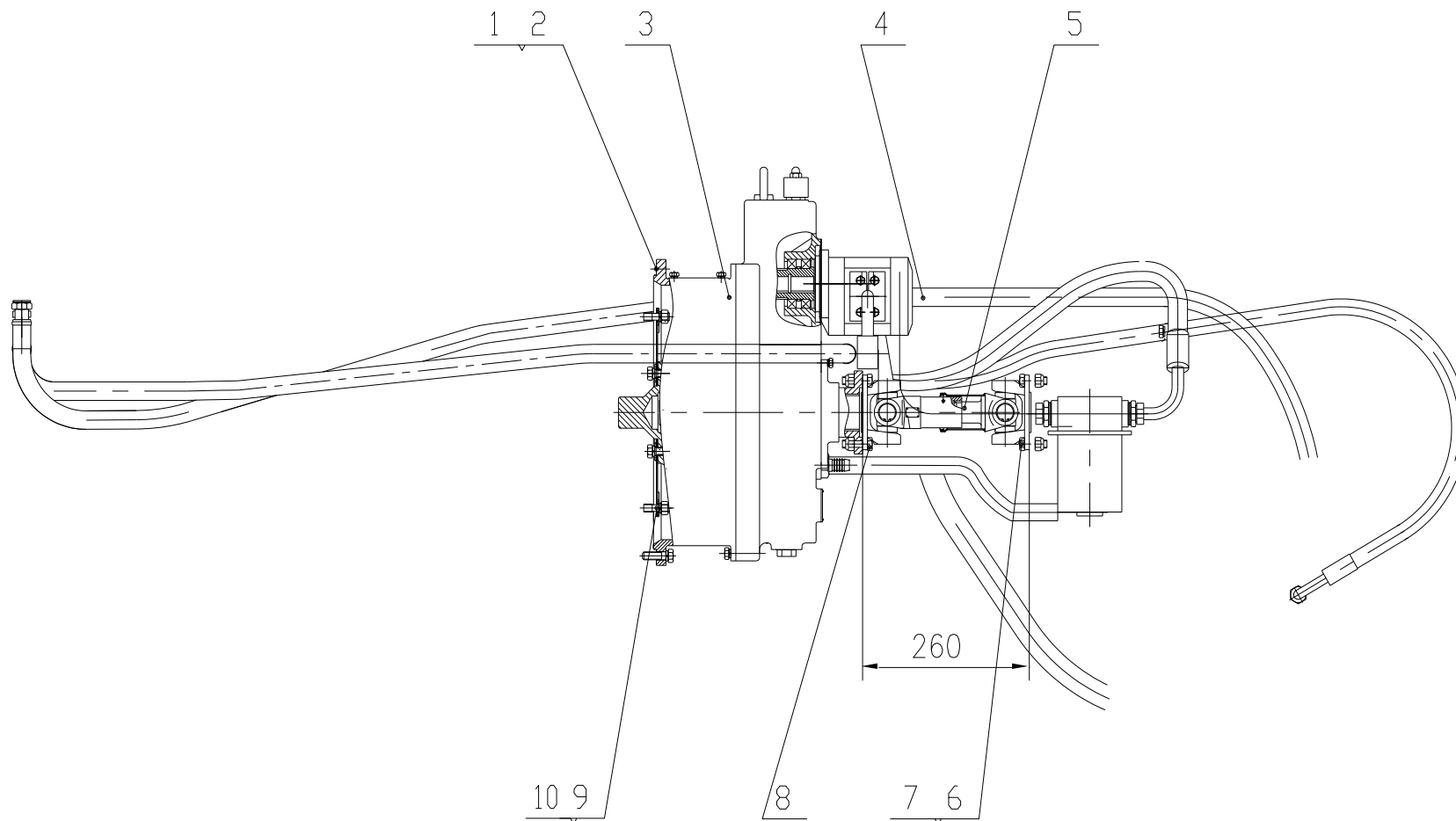
### 柴油机系统 Diesel Engine System (CDM816B.01) 图/Fig.01

序号 Item	代号 Parts number	名称 Parts description		规格 Specification	数量 Qty	备注 Remarks
32	DX300TR9-0000	高效柴油水分离器总成			1	
33	GB/T93	垫圈	WASHER	10	6	
34	GB/T97.1	垫圈	WASHER	10	6	
35	GB/T5783	螺栓	BOLT	M10x30	6	
36	GB/T6170	螺母	NUT	M10	4	
37	CDM816B.01.02	空滤器支架			1	

## II. TORQUE CONVERTER SYSTEM

### 2.1 TORQUE CONVERTER SYSTEM

Fig.03 Torque converter system



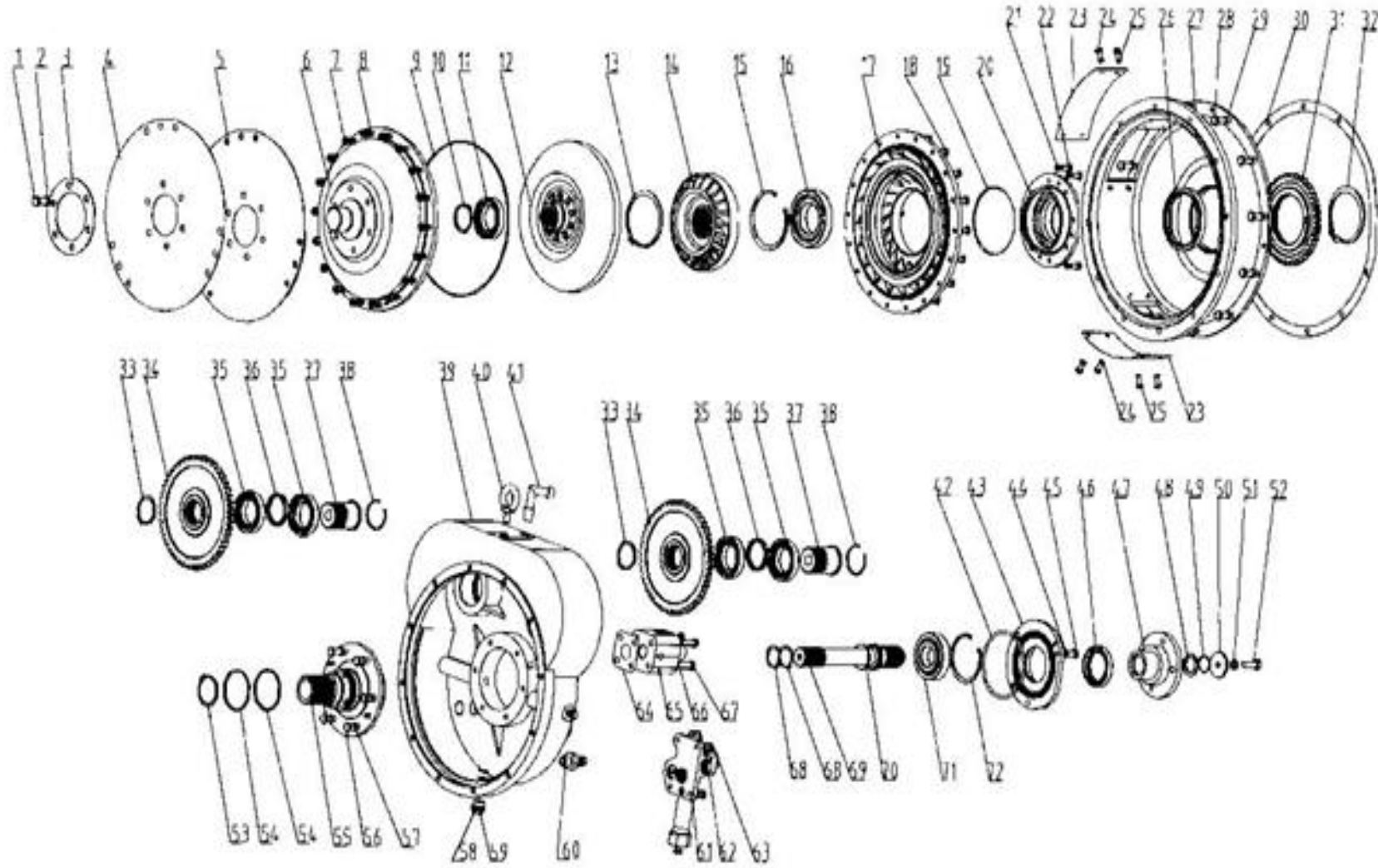
## 变矩器系统 Troque converter System (LG816B.02) 图/Fig.03

序号 Item	代号 Parts number	名称 Parts description		规格 Specification	数量 Qty	备注 Remarks
1	GB/T93	垫圈	WASHER	10	12	
2	GB/T5783	螺栓	BOLT	M10×30-8.8	12	
3	LG816.02.01	液力变矩器总成	TORQUE CONVERTER ASSEMBLY		1	YJ280-1C(4D)
4	LG816.02.02	双变液压总成	TORQUE CONVERTER AND TRANSMISSION HYDRAULIC ASSEMBLY		1	
5	LG816.02 II .03	上传动轴总成	UPPER DRIVE SHAFT ASSEMBLY		1	
6	GB/T5786	螺栓	BOLT	M12×1.5×35-8.8	4	
7	GB/T889.2	螺母	NUT	M12×1.5-8	8	
8	GB/T5786	螺栓	BOLT	M12×1.5×40-8.8	4	
9	GB/T5783	螺栓	BOLT	M12×25-8.8	9	
10	GB/T93	垫圈	WASHER	12	9	



## 2.2 TORQUE CONVERTER

Fig.04 Torque converter

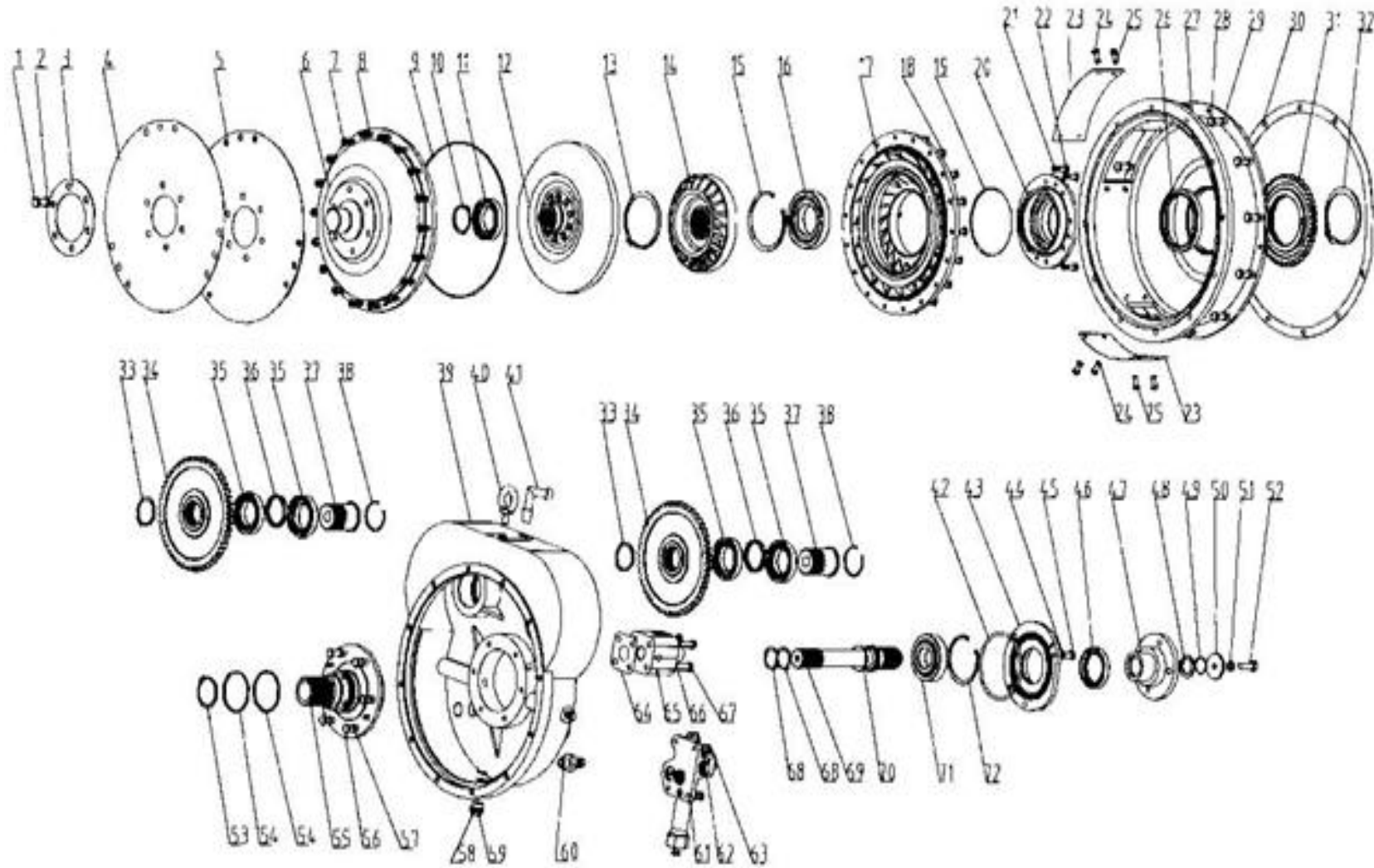


## 液力变矩器总成 TORQUE CONVERTER ASSEMBLY (LG816.02.01) 图/Fig.04

序号 Item	代号 Parts number	名称 Parts description		规格 Specification	数量 Qty	备注 Remarks
1	01010-51225	螺栓	BOLT	M12×25	6	
2	01602-11236	垫圈	WASHER	12	6	
3	YB315Z5-04	圆垫板	ROUND BASE PLATE		1	
4	YJ265A-00002	弹性板	ELASTIC PLATE		1	
5	YJ265A-10000	弹性板总成	ELASTIC PLATE ASSEMBLY		1	
6	YJ280-1C-00005	罩轮	SPAD		1	
7	01580-10809	螺母	NUT	M8	18	
8	01602-10825	垫圈	WASHER	8	18	
9	GB3452.1-82	O形圈	O-RING	300×3.55	1	
10	04064-05020	挡圈	SPRAG	50	1	
11	GB276-89	轴承	BEARING	110	1	
12	YJ280-1A-10000	涡轮组件	TURBINE GROUP		1	
13	04064-05520	挡圈	SPRAG	55	1	
14	YJ280-1A-00002	导轮	GUIDE WHEEL		1	
15	GB893-86	孔用挡圈	SPARG	110	1	
16	GB276-89	轴承	BEARING	212	1	

2.2 TORQUE CONVERTER

Fig.04 Torque converter

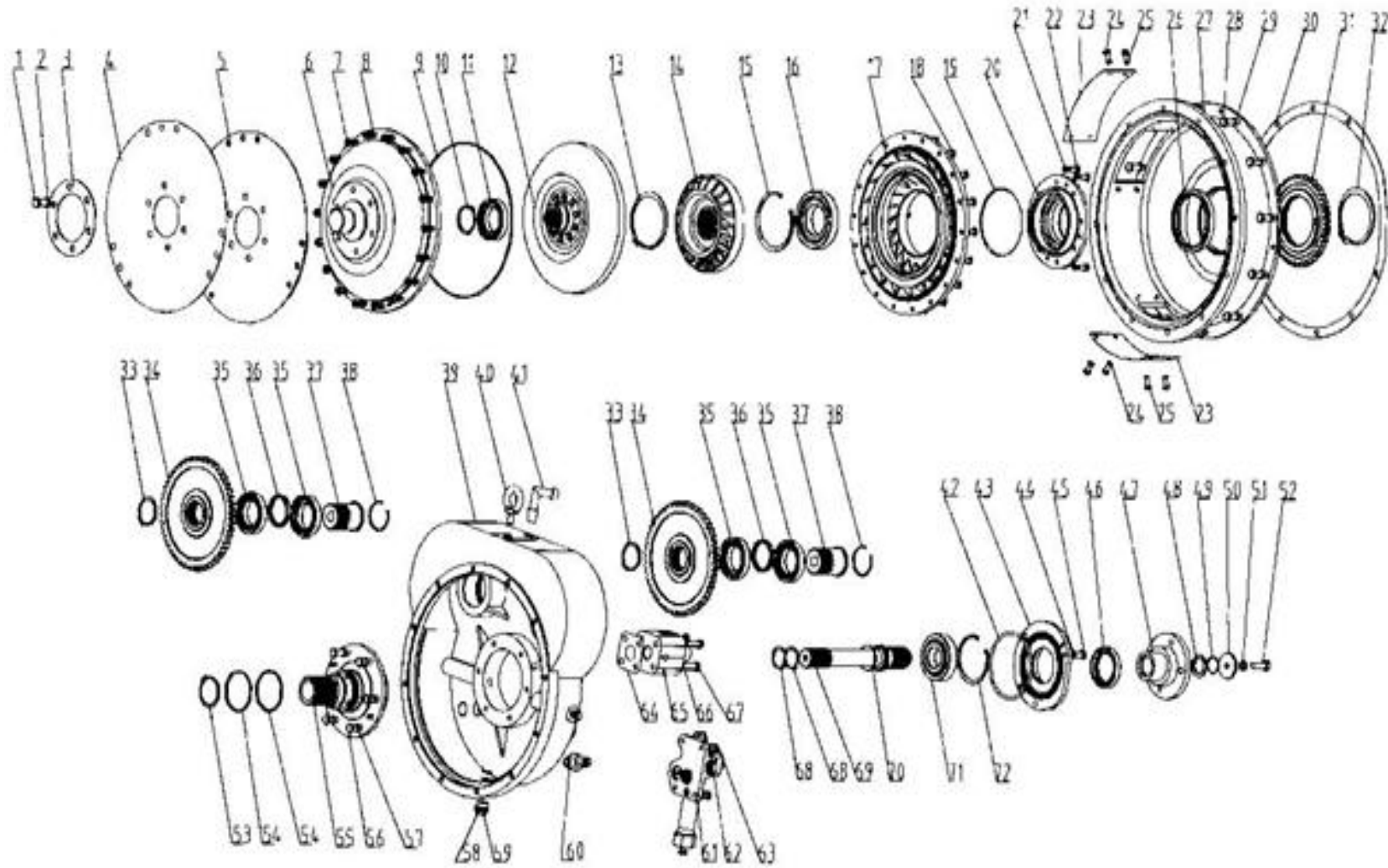


## 液力变矩器总成 TORQUE CONVERTER ASSEMBLY (LG816.02.01) 图/Fig.04

序号 Item	代号 Parts number	名称 Parts description		规格 Specification	数量 Qty	备注 Remarks
17	YJ280-1A-00001	泵轮	IMPELLER		1	
18	01010-50832	螺栓	BOLT	M8×32	18	
19	GB1235-76	O形圈	O-RING	130×3.1	1	
20	YJ280-4A-00015	泵轮座	WHEEL STAND		1	
21	01602-10825	垫圈	WASHER	8	8	
22	01010-50822	螺栓	BOLT	M8×22	8	
23	YJ280-1B-00002	盖板	COVER BOARD		2	
24	01010-50816	螺栓	BOLT	M8×16	8	
25	01602-10825	垫圈	WASHER	8	8	
26	ZL30D-11-54	骨架油封	FRAME OILSEAL		1	
27	YJ280-1B-00001	中节	MEDIUM KNOT		1	
28	GB21-76	小六角头螺栓	SMALL HEXAGON-HEADED BOLT	M10×30-10.9	12	
29	01602-11030	垫圈	WASHER	10	12	
30	YJ280-4A-00016	密封垫	SEAL GASKET		1	
31	YJ265-00016	主动齿轮	DRIVE GEAR		1	
32	04064-01030	挡圈	SPRAG	100	1	

## 2.2 TORQUE CONVERTER

Fig.04 Torque converter

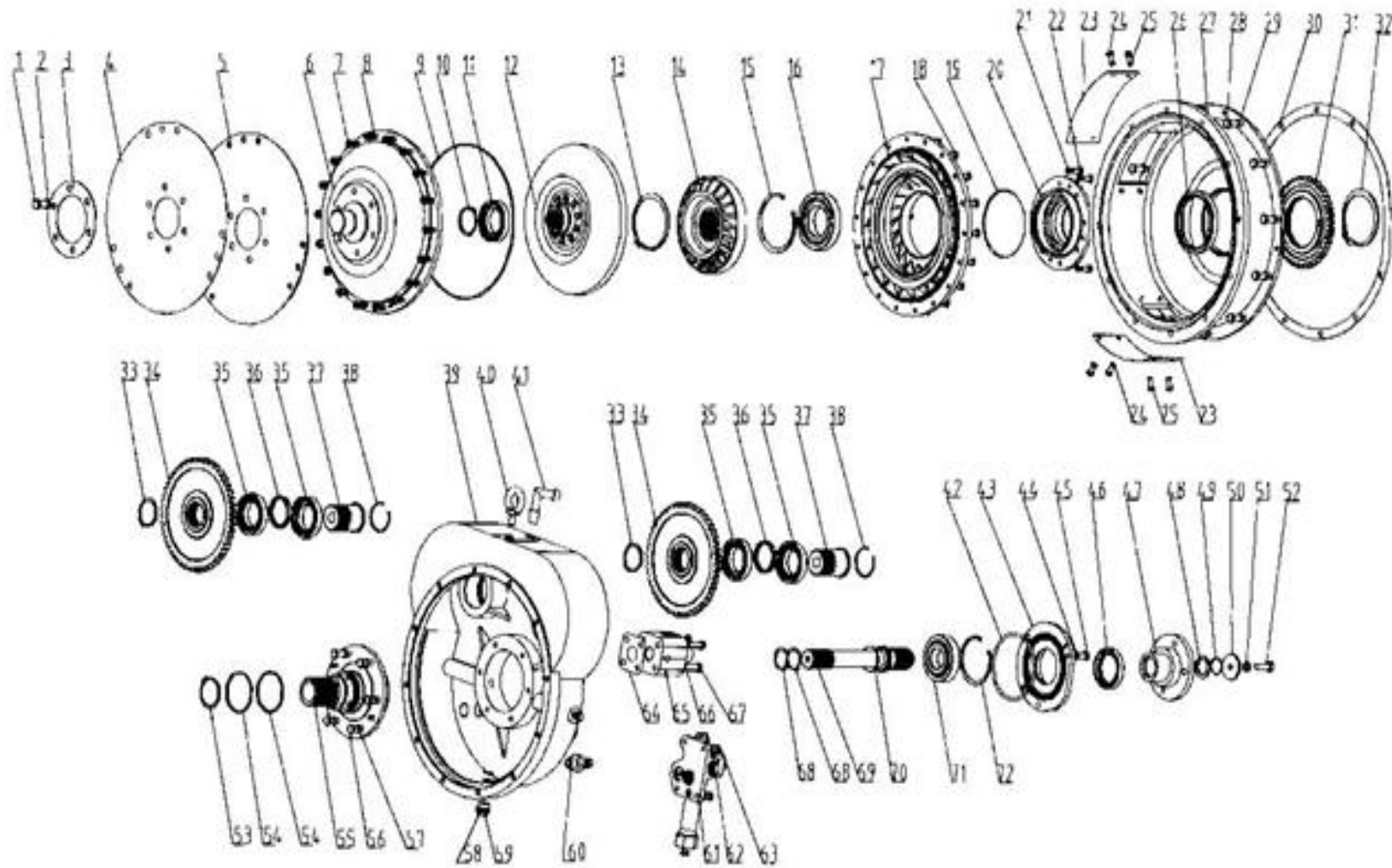


## 液力变矩器总成 TORQUE CONVERTER ASSEMBLY (LG816.02.01) 图/Fig.04

序号 Item	代号 Parts number	名称 Parts description		规格 Specification	数量 Qty	备注 Remarks
33	04064-05020	挡圈	SPRAG	50	2	
34	YJ280-4A-00008	齿轮	GEAR		2	
35	GB276-89	轴承	BEARING	110	4	
36	YJ280-4A-00009	轴套	SHAFT SLEEVE		2	
37	YJ280-4A-00017	油泵轴	OIL PUMP SHAFT		2	
38	04064-08025	挡圈	SPRAG	80	2	
39	YJ280-1C-00001	齿轮箱	GEAR BOX		1	
40	YJ280-1C/4D-BP01	标牌	LABEL		1	
41	04530-11222	吊环螺钉	EYE SCREW	M12×22	1	
42	BD05N-01000	直角接头	RIGHT-ANGLE CONNECTOR		1	
43	GB1235-76	O形圈	O-RING	130×3.1	1	
44	YJ280-1C-00003	油封座	OIL SEAL SEAT		1	
45	01602-11030	垫圈	WASHER	10	3	
46	GB21-76	小六角头螺栓	SMALL HEXAGON-HEADED BOLT	M10×30-10.9	3	
47	07012-20055	骨架油封	FRAME OILSEAL		1	
48	YJ315D-00020B	输出法兰	OUTPUT FLANGE		1	

2.2 TORQUE CONVERTER

Fig.04 Torque converter



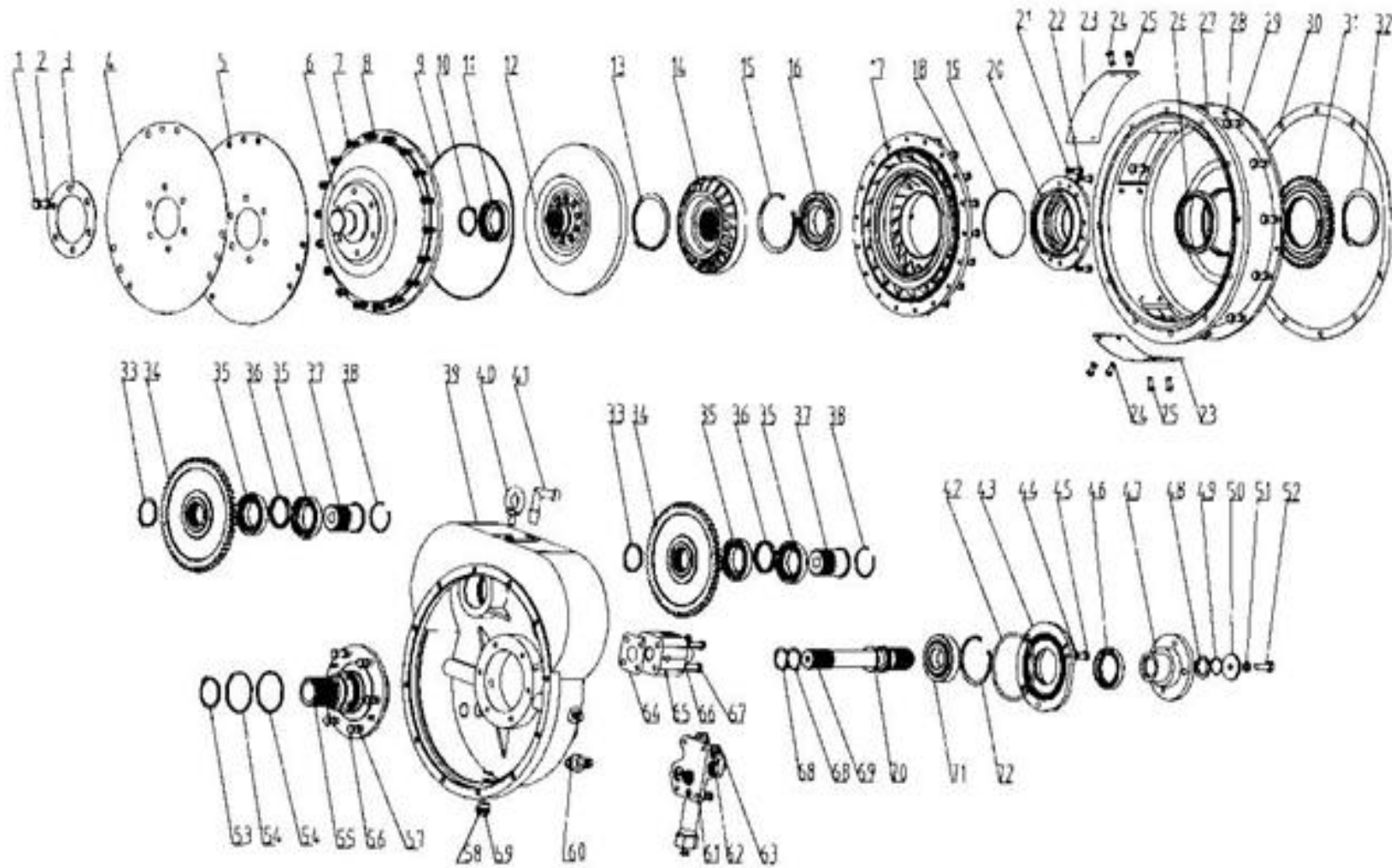
## 液力变矩器总成 TORQUE CONVERTER ASSEMBLY (LG816.02.01) 图/Fig.04

序号 Item	代号 Parts number	名称 Parts description		规格 Specification	数量 Qty	备注 Remarks
49	YJ315D-00021B	垫片	GASKET		1	
50	YJ315D-00022B	O形圈	O-RING		1	
51	YJ280-1C-00004	垫片	GASKET		1	
52	01602-11236	垫圈	WASHER	12	1	
53	01010-51235	螺栓	BOLT	M12×35	1	
54	04064-05520	挡圈	SPRAG	55	1	
55	ZL30D-11-19	密封环	SEAL RING	80	2	
56	YJ280-4A-00014	导轮座	WHEEL STAND		1	
57	GB21-76	小六角头螺栓	SMALL HEXAGON-HEADED BOLT	M10×30-10.9	6	
58	01602-11030	垫圈	WASHER	10	6	
59	JB982-77	组合密封垫圈	COMBINED SEAL WASHER	24	1	
60	07044-12412A	螺塞	PLUG SCREW	M24×1.5	1	
61	YJ280-4C-00007	接头	CONNECTOR		1	
62	YJ320-10000	减压阀	PRESSURE-RELIEF VALVE		1	
63	01602-11030	垫圈	WASHER	10	4	
64	01010-51025	螺栓	BOLT	M10×25	4	



2.2 TORQUE CONVERTER

Fig.04 Torque converter

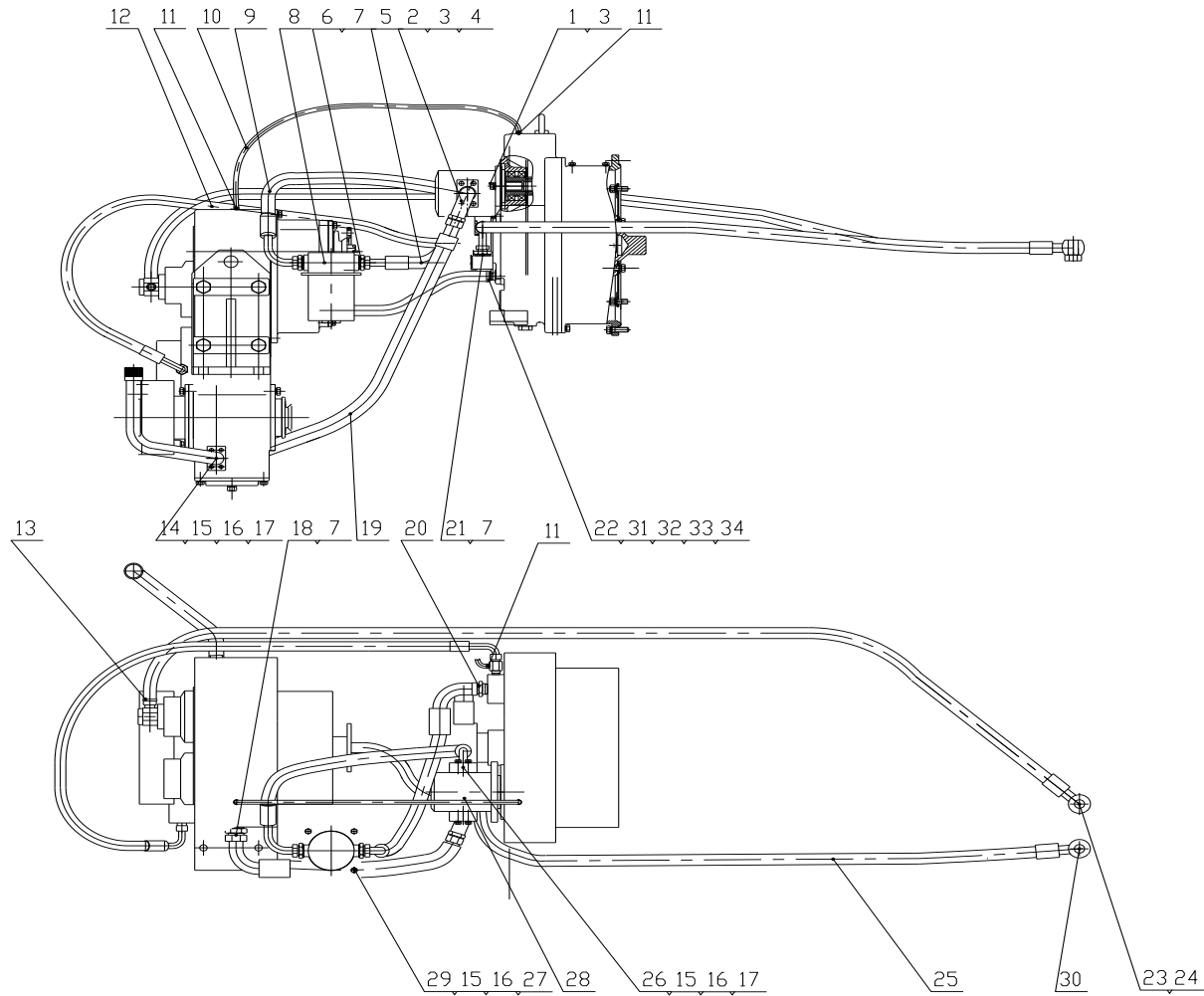


## 液力变矩器总成 TORQUE CONVERTER ASSEMBLY (LG816.02.01) 图/Fig.04

序号 Item	代号 Parts number	名称 Parts description		规格 Specification	数量 Qty	备注 Remarks
65	YJ265-00012	纸垫	PAPER GASKET		1	
66	YJ265-40000	回油阀	OIL RETURN VALVE		1	
67	01010-51095	螺栓	BOLT	M10×95	4	
68	01602-11030	垫圈	WASHER	10	4	
69	04064-03818	挡圈	SPRAG	38	1	
70	YJ280-1C-00002	涡轮轴	TURBINE SHAFT		1	
71	YJ265-00014	密封环	SEAL RING		1	
72	GB276-89	轴承	BEARING	308	1	
73	04065-09030	挡圈	SPRAG	90	1	

2.3 TRANSMISSION AND TORQUE CONVERTER HYDRAULIC SYSTEM

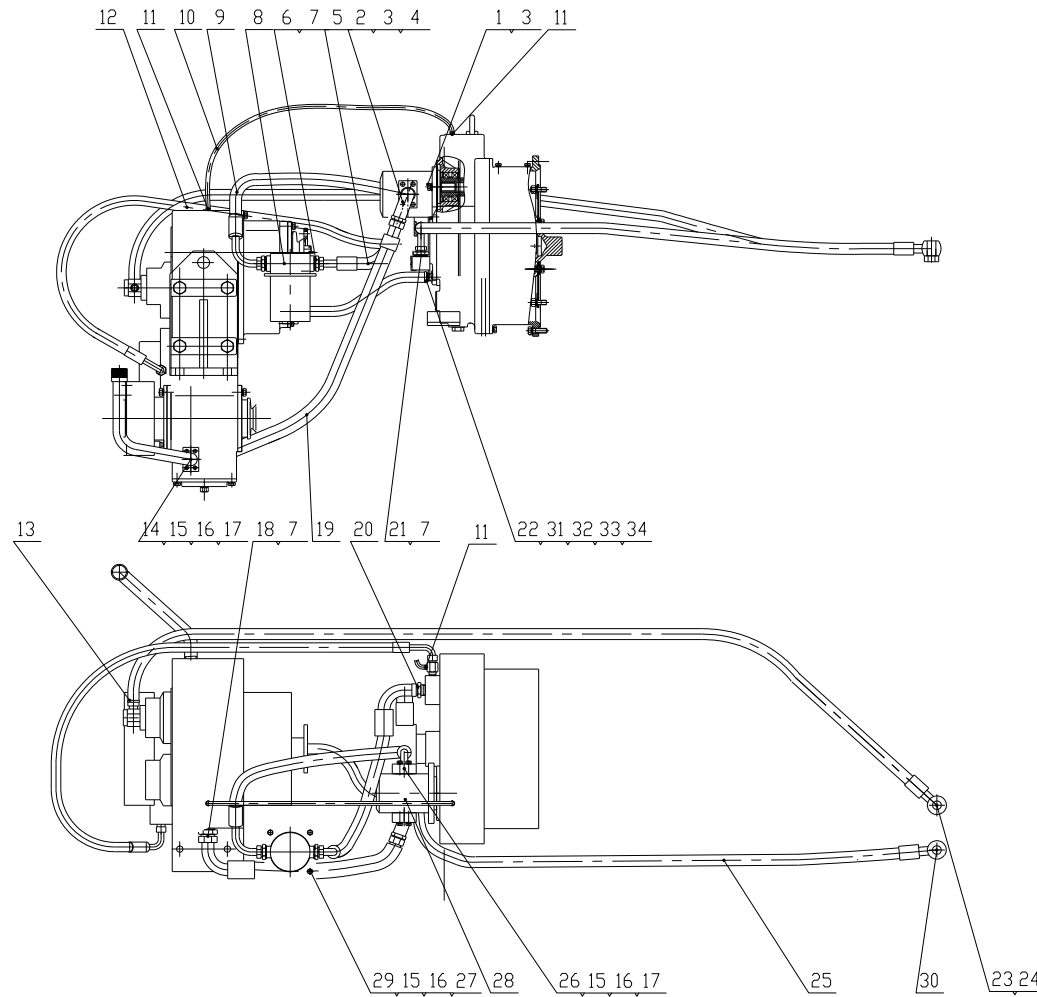
Fig.05 Transmission and torque converter hydraulic system



双变液压系统 Transmission and torque converter hydraulic System (LG816.02.02) 图/Fig.05						
序号 Item	代号 Parts number	名称 Parts description		规格 Specification	数量 Qty	备注 Remarks
1	GB/T93	垫圈	WASHER	10	6	
2	LG816.02.02.01	钢管焊合	PIPE WELDMENT		1	
3	GB/T5783	螺栓	BOLT	M10×30-8.8	6	
4	GB/T3452.1	O 形圈	O-RING	28.0×2.65	1	
5	90H-180-90H-19/18-II-540mm	滤油器出油胶管	OIL FILTER OUTLET HOSE		1	
6	L1CL-27	过渡接头	TRANSIT CONNECTOR		2	
7	JB/T966	垫圈	WASHER	27	4	LG816.07-002
8	LG816.02.02.05	双变滤油器	TRANSMISSION OIL FILTER		4	LG816-YL-125X25
9	20491-27T/87391-1 2*2N12*650	胶管总成	HOSE ASSEMBLY		1	
10	LG816.02.02.04	双变油压力胶管	TRANSMISSION OIL PRESSURE HOSE		1	L=1000mm
11	LG853.01-002	油压传感接头	OIL PRESSURE SENSING CONNECTOR		3	403727
12	90H-90°-90H-13/14II -L1560	操纵阀进油胶管	CONTROL VALVE OIL INLET HOSE		1	
13	φ22*2-L2300	冷却器回油胶管	COOLER OIL RETURN HOSE		1	
14	LG816.02.02.02	变速箱加油管总成	TRANSMISSION OIL FILLING PIPE		1	

2.3 TRANSMISSION AND TORQUE CONVERTER HYDRAULIC SYSTEM

Fig.05 Transmission and torque converter hydraulic system

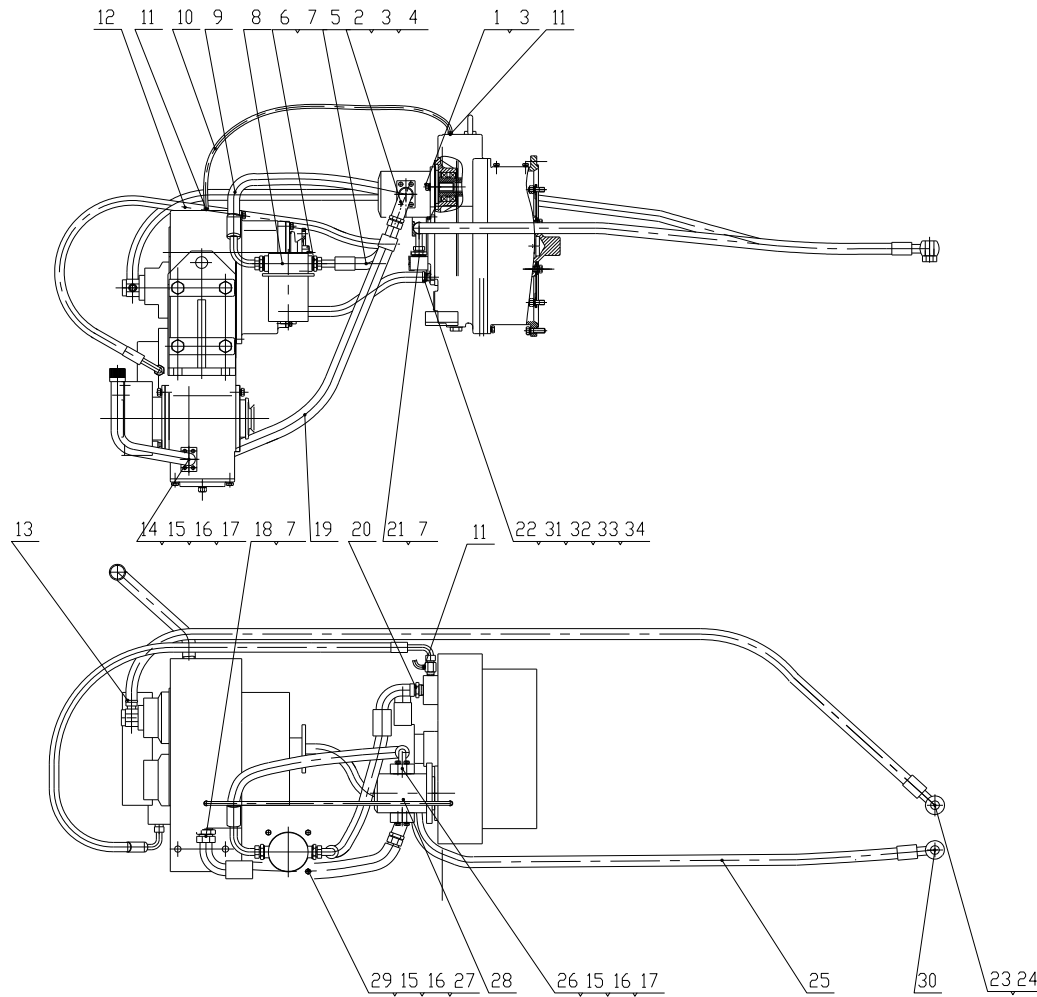


## 双变液压系统 Transmission and torque converter hydraulic System (LG816B.02.02) 图/Fig.05

序号 Item	代号 Parts number	名称 Parts description		规格 Specification	数量 Qty	备注 Remarks
15	GB/T5783	螺栓	BOLT	M8×30-8.8	12	
16	GB/T93	垫圈	WASHER	8	12	
17	GB3452.1	O形圈	O-RING	25.0×3.55	2	
18	LG816.02.02-001	变速箱出油接头	TRANSMISSION OIL OUTLET CONNECTOR		1	
19	20411-36T/20491-36 T*2N16*950	胶管总成	HOSE ASSEMBLY		1	
20	LG816.02.02-003	接头体	ADAPTER		1	
21	LG816.02.02-006	接头体	ADAPTER		1	
22	φ19*2-L220	耐油管	OIL-RESISTANCE HOSE		2	
23	LG816.02.02-002	冷却器出油接头	OIL OUTLET CONNECTOR OF COOLER		1	
24	JB/T966	垫圈	WASHER	20	3	
25	20411-22GB/20491- 22GB*2W10*1350	胶管总成	HOSE ASSEMBLY		1	
26	LG816.07-001	压板	PRESS PLATE		1	
27	GB/T97.1	垫圈	WASHER	8	8	
28	LG816.02.02.07	变速泵	TRANSMISSION PUMP		1	CBGj0025
29	GB/T6170	螺母	NUT	M8-8	4	

2.3 TRANSMISSION AND TORQUE CONVERTER HYDRAULIC SYSTEM

Fig.05 Transmission and torque converter hydraulic system



**双变液压系统 Transmission and torque converter hydraulic System (LG816B.02.02) 图/Fig.05**

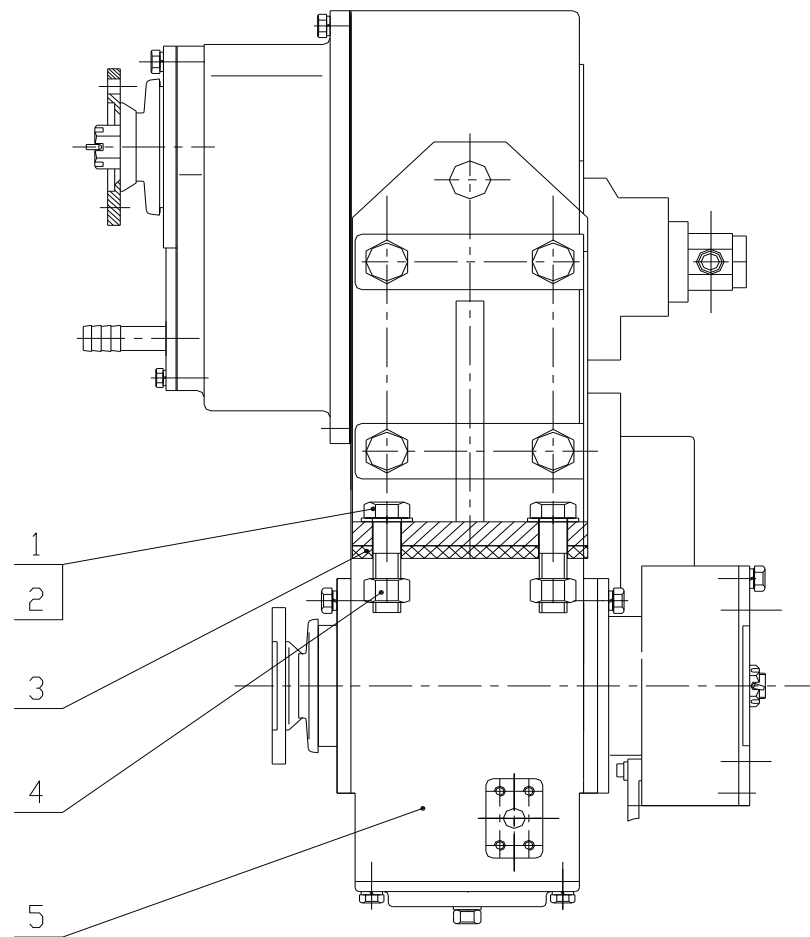
序号 Item	代号 Parts number	名称 Parts description		规格 Specification	数量 Qty	备注 Remarks
30	LG30F.06 I -001	接头体	ADAPTER		1	
31	JB/T8870	喉箍	HOOP	φ20-32	8	
32	LG816.02.02-007	过渡接头	TRANSIT CONNECTOR		1	
33	LG816.02.02.08	三通接头焊合	T-CONNECTOR WELDMENT		1	
34	φ19*2-L400	变速箱回油胶管	TRANSMISSION OIL RETURN HOSE		1	



### III. TRANSMISSION SYSTEM

#### 3.1 TRANSMISSION SYSTEM

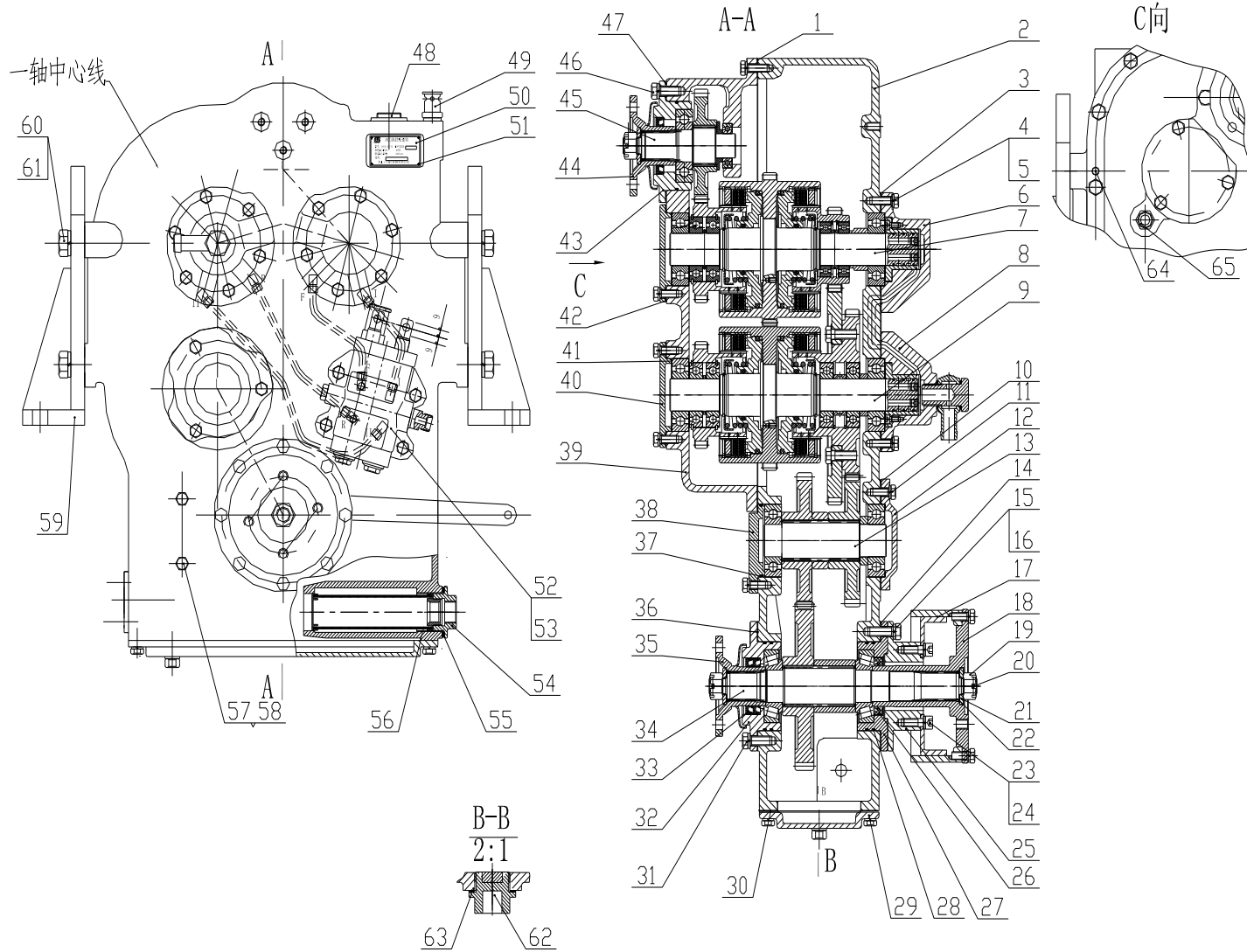
Fig.06 Transmission system





3.2 TRANSMISSION ASSEMBLY

Fig.07 Transmission assembly

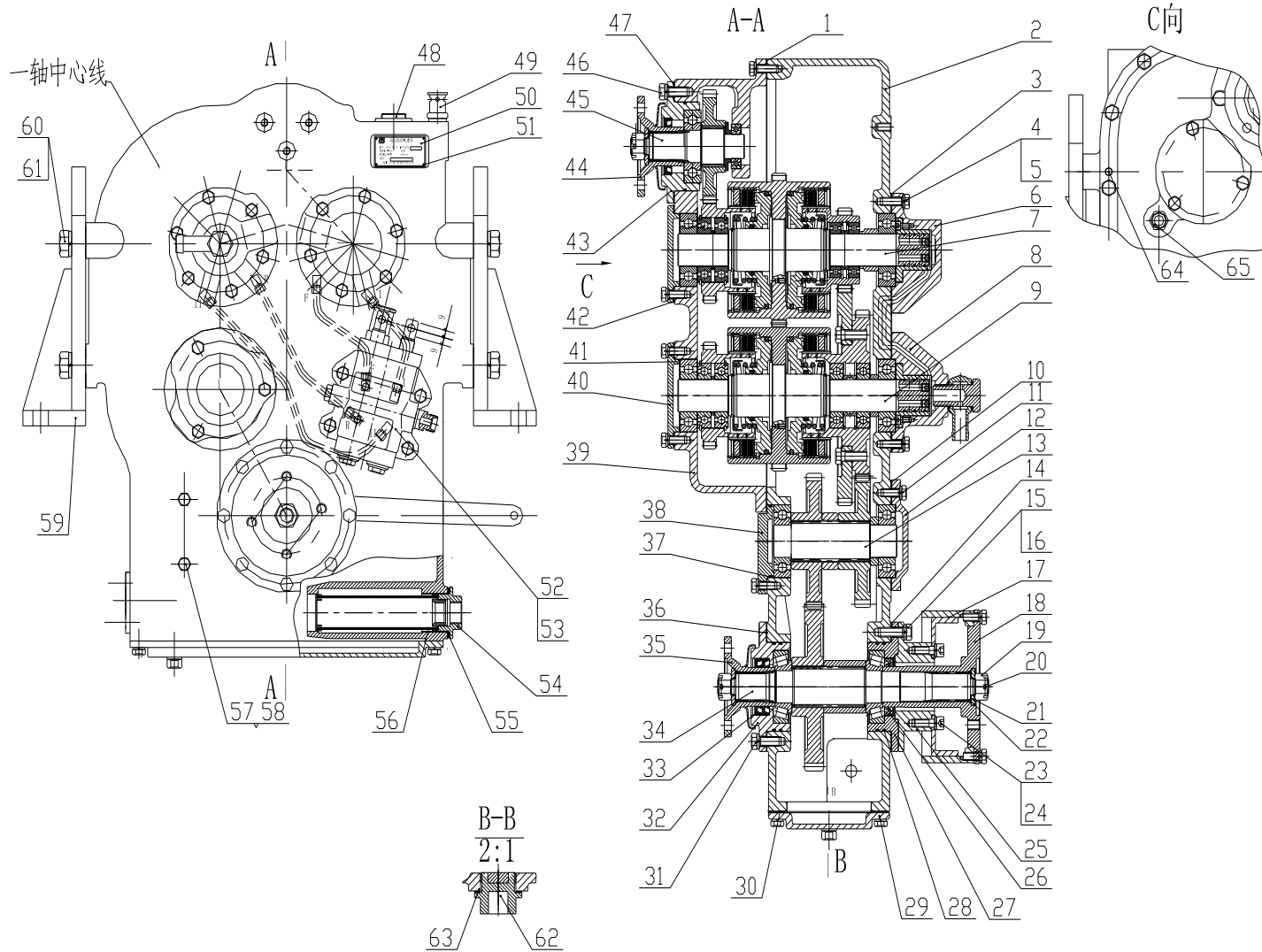


### 变速箱总成 Transmission assembly (LG816.03.01) 图/Fig.07

序号 Item	代号 Parts number	名称 Parts description		规格 Specification	数量 Qty	备注 Remarks
1	LG816.03.01-001	密封垫	GASKET		1	
2	LG816.03.01.01	箱体总成	TRANSMISSION ASSEMBLY		1	
3	LG816.03.01-002	密封垫	GASKET		2	
4	GB/T5783-2000	螺栓	BOLT	M10×30-8.8	31	
5	GB/T93-1987	垫圈	WASHER	10	61	
6	LG816.03.01.02	二轴前端盖总成	SHAFT II FRONT END COVER ASSEMBLY		1	
7	LG816.03.01.03	二轴总成	SHAFT II ASSEMBLY		1	
8	LG816.03.01.04	三轴前端盖总成	SHAFT III FRONT END COVER ASSEMBLY		1	
9	LG816.03.01.05	三轴总成	SHAFT III ASSEMBLY		1	
10	LG816.03.01-003	密封垫	GASKET		1	
11	GB/T5783-2000	螺栓	BOLT	M10×25-8.8	30	
12	LG816.03.01-004	四轴前端盖	SHAFT IV FRONT END COVER		1	
13	LG816.03.01.06	四轴总成	SHAFT IV ASSEMBLY		1	
14	LG816.03.01-005	密封垫	GASKET		1	
15	GB/T5783-2000	螺栓	BOLT	M12×35-8.8	4	
16	GB/T93-1987	垫圈	WASHER	12	12	

3.2 TRANSMISSION ASSEMBLY

Fig.07 Transmission assembly

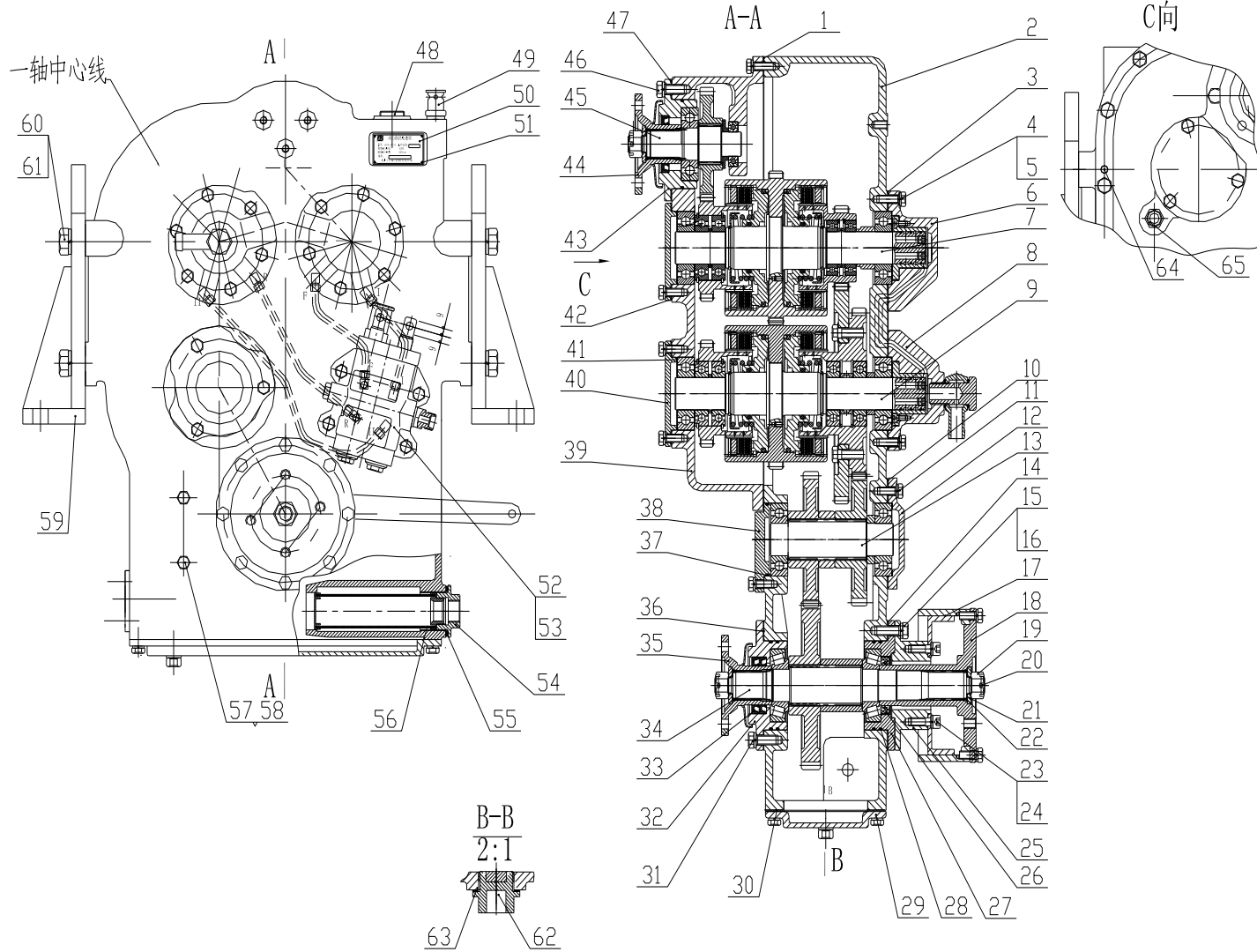


### 变速箱总成 Transmission assembly (LG816.03.01) 图/Fig.07

序号 Item	代号 Parts number	名称 Parts description		规格 Specification	数量 Qty	备注 Remarks
17	LG816.03.01.07	制动器	BRAKE		1	
18	LG816.03.01-006	前输出法兰	FRONT OUTLET FLANGE		1	
19	LG816.03.01-007	六角开槽螺母	HEXAGON SLOTTED NUT	M20×1.5	3	
20	GB/T91-2000	开口销	COTTER PIN	3.2×40	3	
21	LG816.03.01-008	垫圈	WASHER		3	
22	GB/T3452.1-92	O 型密封圈	O-RING	32×3.55	3	
23	GB/T70.1-2000	内六角圆柱头螺钉	HEXAGON SOCKET HEAD CAP SCREW	M10×30-8.8	4	
24	GB/T95-1985	垫圈	WASHER	10	4	
25	LG816.03.01-009	制动器支座	BRAKE BRACKET		1	
26	GB/T13871-1992	旋转轴唇形密封圈	SEAL RING	FW50×72×12	1	
27	LG816.03.01-010	五轴前轴承座	SHAFT V FRONT BEARING SEAT		1	
28	GB/T3452.1-92	O 型密封圈	O-RING	105×3.1	5	
29	LG816.03.01-011	油底壳	OIL PAN		1	
30	LG816.03.01-012	密封垫	GASKET		1	
31	GB/T5783-2000	螺栓	BOLT	M12×30-8.8	4	

3.2 TRANSMISSION ASSEMBLY

Fig.07 Transmission assembly



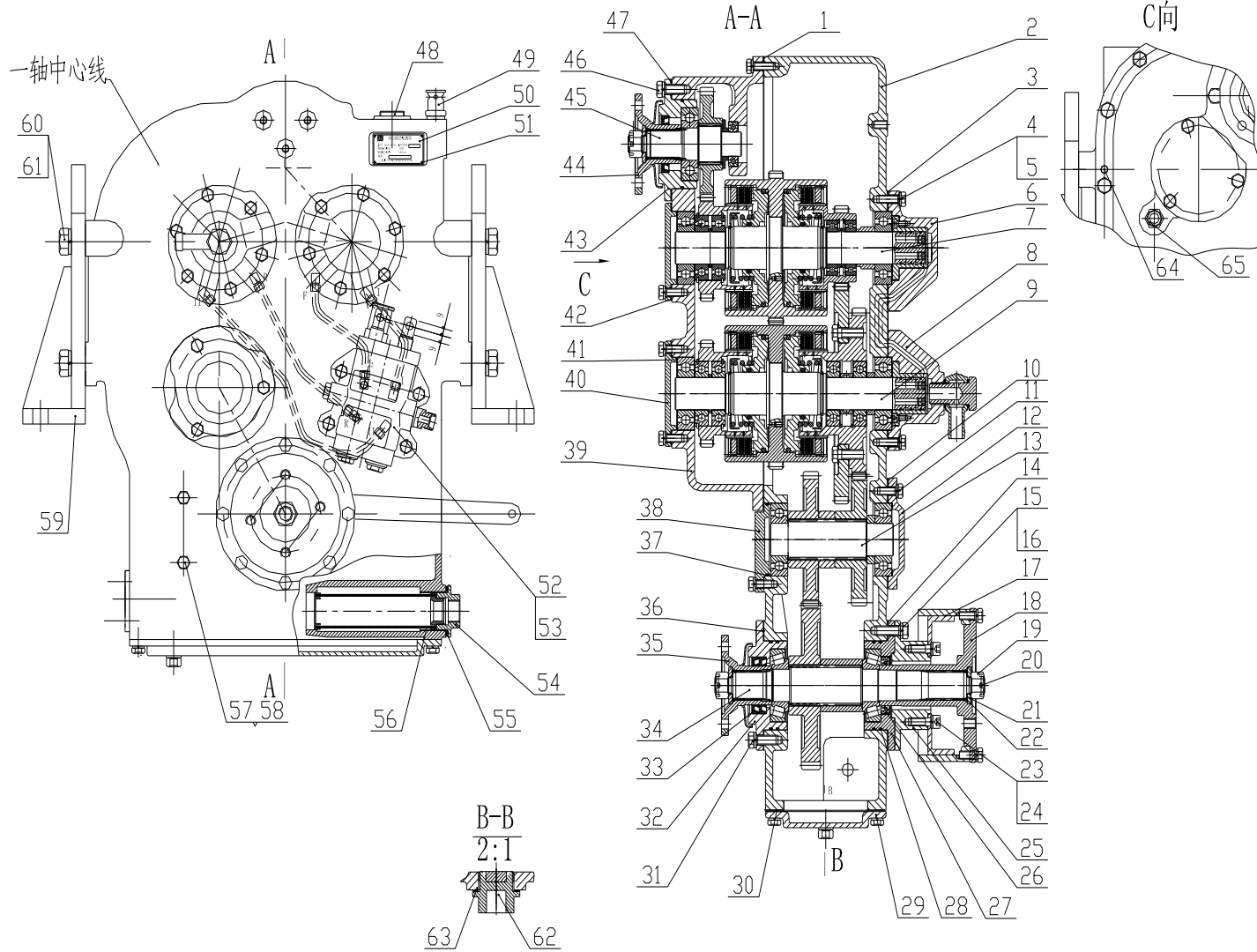
### 变速箱总成 Transmission assembly (LG816.03.01) 图/Fig.07

序号 Item	代号 Parts number	名称 Parts description		规格 Specification	数量 Qty	备注 Remarks
32	LG816.03.01-013	五轴后轴承座	SHAFT V REAR BEARING SEAT		1	
33	GB/T13871-1992	旋转轴唇形密封圈	SEAL RING	FB48×70×10	3	
34	LG816.03.01.08	五轴总成	SHAFT V ASSEMBLY		1	
35	LG816.03.01.09	后输出法兰	REAR OUTPUT FLANGE		1	
36	LG816.03.01-014	调整垫	ADJUSTING WASHER		1	
37	GB/T3452.1-90	O 型密封圈	O-RING	85×3.1	1	
38	LG816.03.01-015	四轴后端盖	SHAFT IV REAR END COVER		1	
39	LG816.03.01-016	大端盖	END COVER		1	
40	LG816.03.01-017	三轴后端盖	SHAFT III REAR END COVER		1	
41	LG816.03.01-018	调整垫	ADJUSTING WASHER		3	
42	LG816.03.01-019	密封垫	GASKET		1	
43	LG816.03.01-020	一轴轴承座	SHAFT I BEARING SEAT		1	
44	LG816.03.01.10	输入法兰	INLET FLANGE		1	
45	LG816.03.01.11	一轴总成	SHAFT I ASSEMBLY		1	
46	GB/T5783-2000	螺栓	BOLT	M12×30	4	
47	LG816.03.01-021	密封垫	GASKET		1	



3.2 TRANSMISSION ASSEMBLY

Fig.07 Transmission assembly

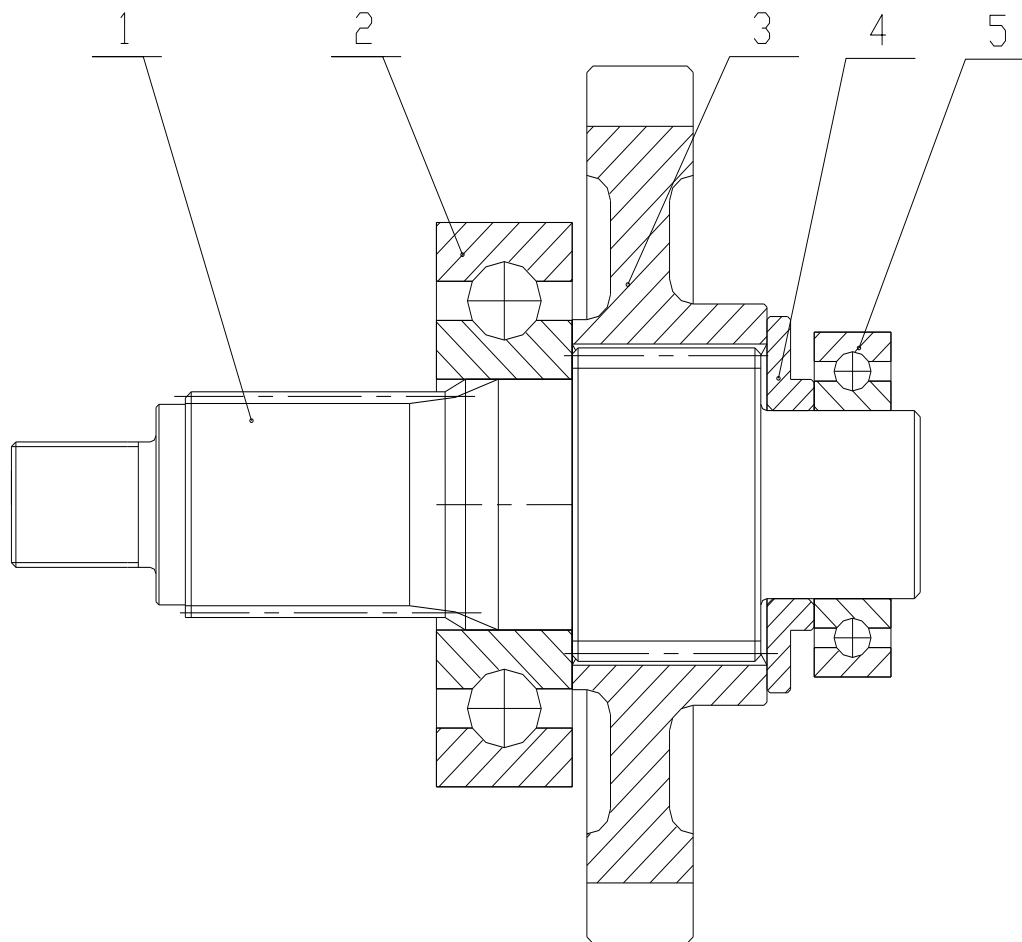


### 变速箱总成 Transmission assembly (LG816.03.01) 图/Fig.07

序号 Item	代号 Parts number	名称 Parts description		规格 Specification	数量 Qty	备注 Remarks
48	LG816.03.01-022	螺塞	PLUG SCREW		1	
49	LG816.03.01.12	透气阀	VENT VALVE		1	
50	LG816.03.01-023	铭牌	NAMEPLATE		1	
51	GB/T867-1986	铆钉	RIVET	2×6	4	
52	LG816.03.01.13	操纵阀	CONTROL VALVE		1	
53	LG816.03.01-024	密封垫	GASKET		1	
54	LG816.03.01-025	管接头	PIPE CONNECTOR		1	
55	JB892-77	组合密封垫圈	COMBINATION SEAL WASHER	48	1	
56	LG816.03.01.14	滤油器	OIL FILTER		1	
57	LG816.03.01-026	螺栓	BOLT		2	
58	JB892-77	组合密封垫圈	COMBINATION SEAL WASHER	10	2	
59	LG816.03.01.15	支架	BRACKET		2	
60	GB/T5782-2000	螺栓	BOLT	M20×45	8	
61	GB/T93-87	垫圈	WASHER	20	8	
62	LG816.03.01.16	放油塞	DRAIN PLUG		1	
63	JB892-77	组合密封垫圈	COMBINATION SEAL WASHER	24	1	
64	GB/T120.2-2000	内螺纹圆柱销	INTERNAL THREAD ROUND PIN	B10X30	2	
65	LG816.03.01-027	管接头	PIPE CONNECTOR		2	

### 3.3 SHAFT I ASSEMBLY

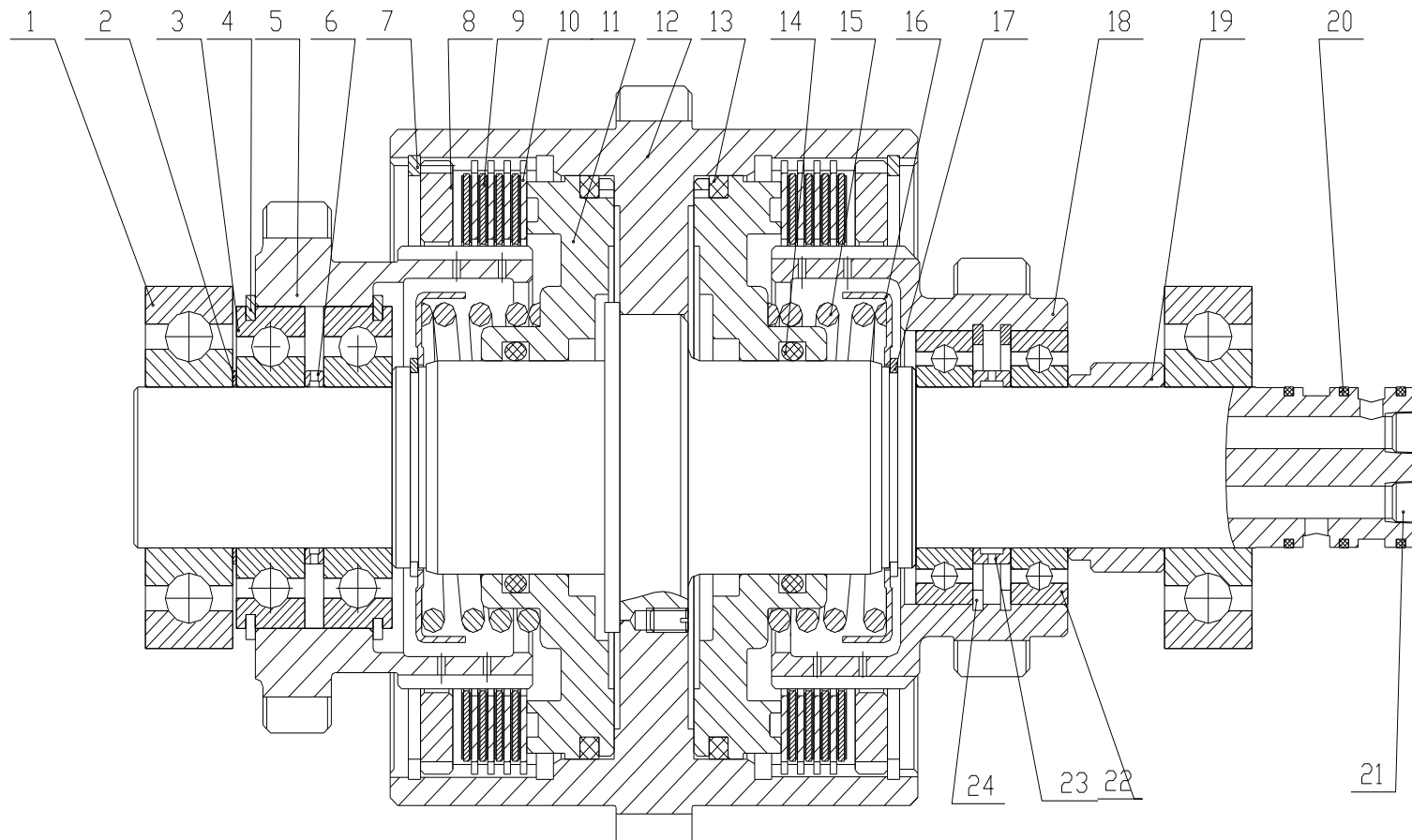
Fig.08 Shaft I assembly





### 3.4 SHAFT II ASSEMBLY

Fig.09 Shaft I assembly

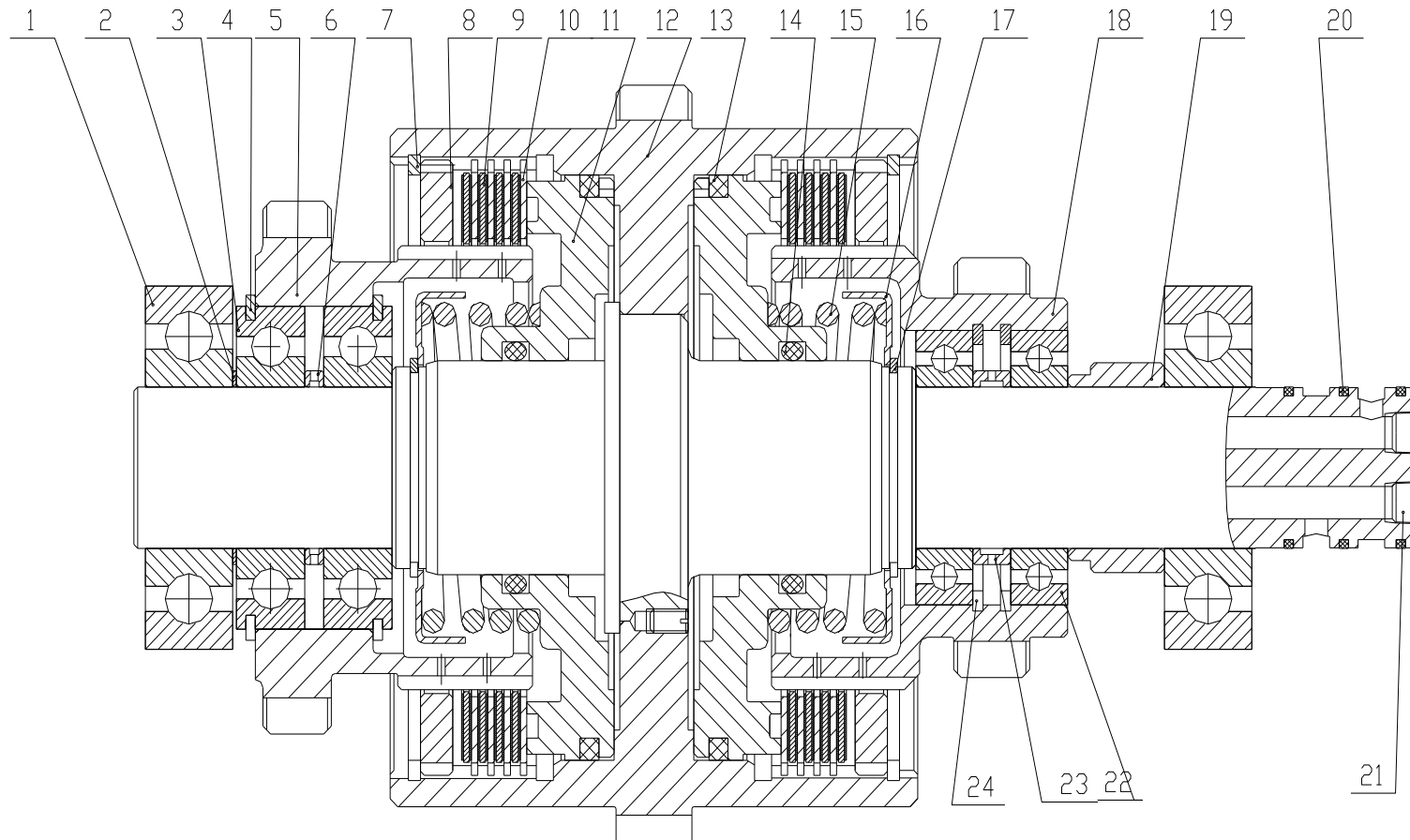


## 二轴总成 Shaft II assembly (LG816.03.01.03) 图/Fig.09

序号 Item	代号 Parts number	名称 Parts description	规格 Specification	数量 Qty	备注 Remarks
1	GB/T276-1994	深沟球轴承	DEEP GROOVE BALL BEARING 6308 (40×90 ×23)	2	
2	LG816.03.01.03-001	挡圈	SPRAG	1	
3	GB/T277-82	深沟球轴承	DEEP GROOVE BALL BEARING 50208 (40×80 ×18)	2	
4	GB305-89	止动环	STOP RING 80/86.6	2	
5	LG816.03.01.03-002	前进、倒退挡齿轮	FORWARD AND REVERSE GEAR	1	
6	LG816.03.01.03-003	轴套	SHAFT SLEEVE	1	
7	GB/T893.1-86	挡圈	SPRAG 150	2	
8	LG816.03.01.03-004	离合器活塞压板	CLUTCH PISTON PRESS PLATE	2	
9	LG816.03.01.03.01	离合器主动片	CLUTCH DRIVING DISC	8	
10	LG816.03.01.03-005	离合器被动片	CLUTCH DRIVEN DISC	8	
11	LG816.03.01.03-006	活塞	PISTON	2	
12	LG816.03.01.03.02	二轴离合器壳体	SHAFT II CLUTCH HUB	1	
13	LG816.03.01.03-007	密封环	SEAL RING	2	
14	GB/T3452.1-92	O 型圈	O-RING 53×5.3	2	
15	LG816.03.01.03-008	回位弹簧	RETURN SPRING	2	
16	LG816.03.01.03-009	弹簧支撑座	SPRING BRACKET	2	

### 3.4 SHAFT II ASSEMBLY

Fig.09 Shaft I assembly



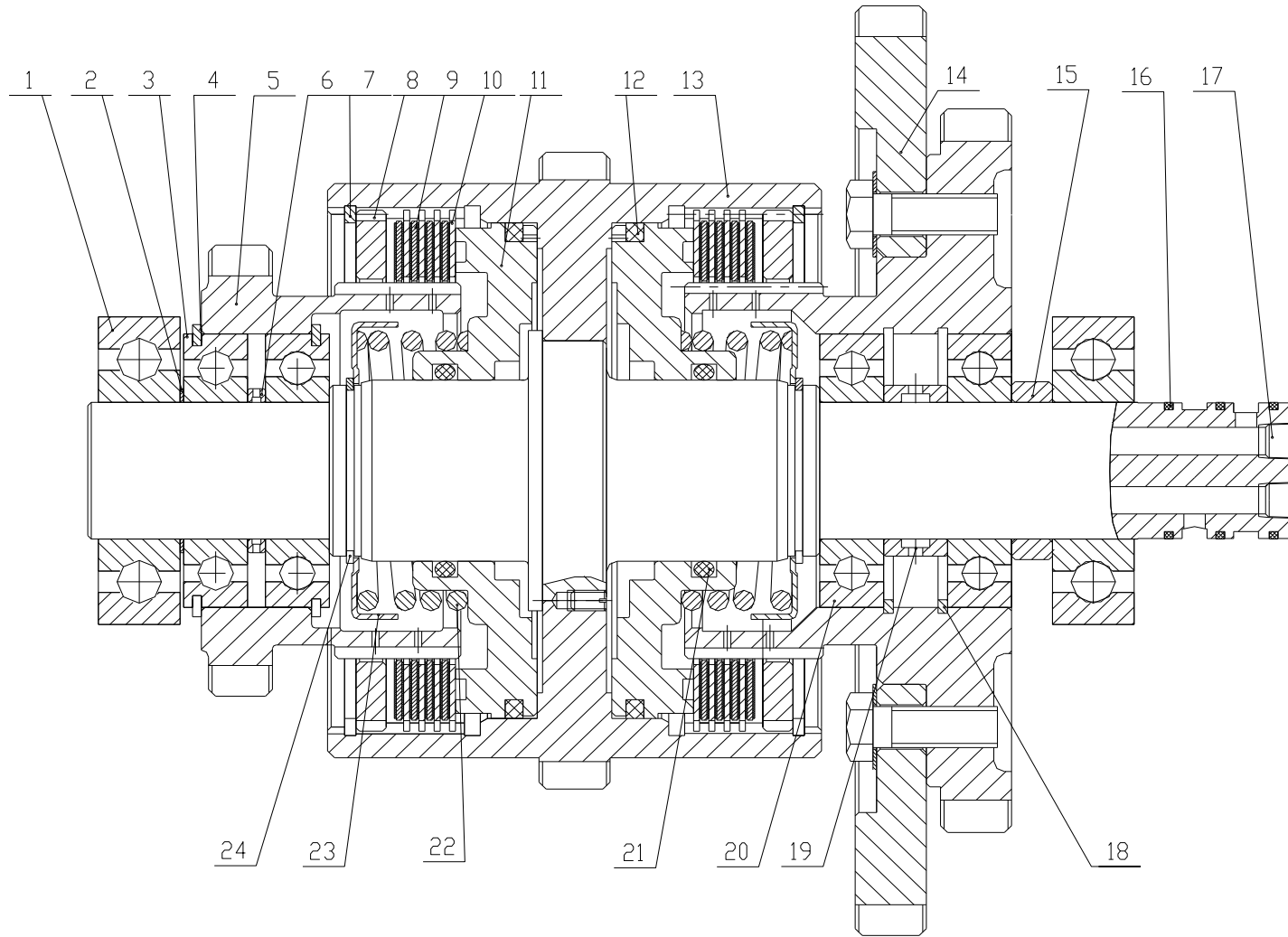
## 二轴总成 Shaft II assembly (LG816.03.01.03) 图/Fig.09

序号 Item	代号 Parts number	名称 Parts description		规格 Specification	数量 Qty	备注 Remarks
17	GB/T894.1-86	挡圈	SPRAG	50	2	
18	LG816.03.01.03-010	二轴 I 挡齿轮	SHAFT II GEAR I		1	
19	LG816.03.01.03-011	轴套	SHAFT SLEEVE		1	
20	LG816.03.01.03-012	密封环	SEAL RING		3	
21	LG816.03.01.02-003	丝堵	PLUG		2	
22	GB/T276-94	轴承	BEARING	6008 (40×68×15)	2	
23	LG816.03.01.03-013	轴套	SHAFT SLEEVE		1	
24	GB/T893.1-86	挡圈	SPRAG	68	2	



### 3.5 SHAFT III ASSEMBLY

Fig. 10 Shaft III assembly

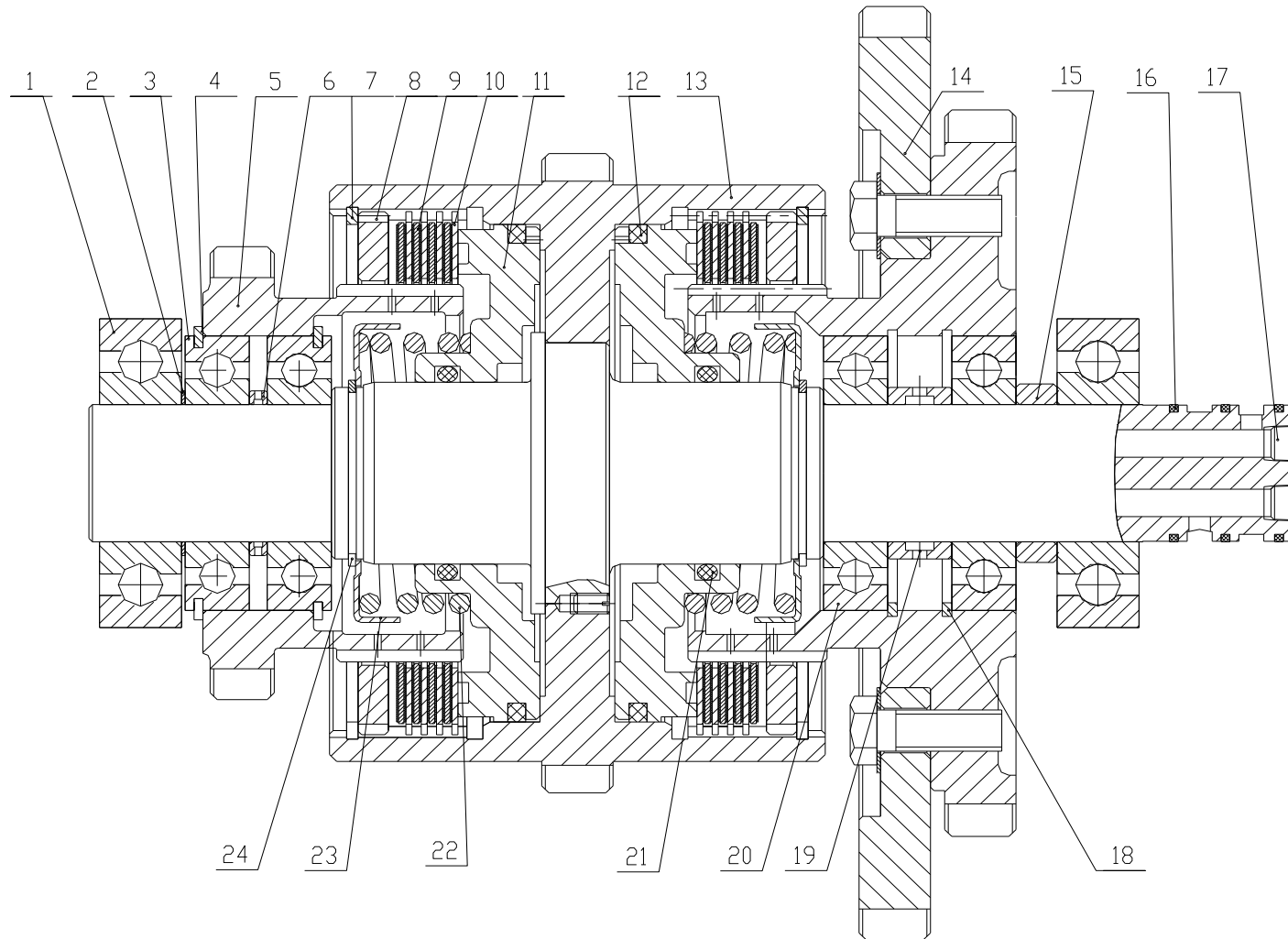


## 三轴总成 Shaft III assembly (LG816.03.01.05) 图/Fig.10

序号 Item	代号 Parts number	名称 Parts description		规格 Specification	数量 Qty	备注 Remarks
1	GB/T276-94	深沟球轴承	DEEP GLOVE BALL BEARING	6308	2	
2	LG816.03.01.03-001	挡圈	SPRAG		1	
3	GB/T277-82	深沟球轴承	DEEP GLOVE BALL BEARING	50208	2	
4	GB305-89	止动环	STOP RING	80/86.6	2	
5	LG816.03.01.03-002	前进、倒退挡齿轮	FORWARD AND REVERSE GEAR		1	
6	LG816.03.01.03-003	轴套	SHAFT SLEEVE		1	
7	GB/T893.1-86	挡圈	SPRAG	150	2	
8	LG816.03.01.03-004	离合器活塞压板	CLUTCH PISTON PRESS PLATE		2	
9	LG816.03.01.03.01	离合器主动片	CLUTCH DRIVING DISC		8	
10	LG816.03.01.03-005	离合器被动片	CLUTCH DRIVEN DISC		8	
11	LG816.03.01.03-007	活塞	PISTON		2	
12	LG816.03.01.03-006	密封环	SEAL RING		2	
13	LG816.03.01.05.01	三轴离合器壳体	SHAFT III CLUTCH HUB		1	
14	LG816.03.01.05.02	三轴 I-II 挡齿轮	SHAFT III GEAR I AND GEAR II		1	
15	LG816.03.01.05-001	轴套	SHAFT SLEEVE		1	
16	LG816.03.01.03-012	密封环	SEAL RING		3	

3.5 SHAFT III ASSEMBLY

Fig. 10 Shaft III assembly

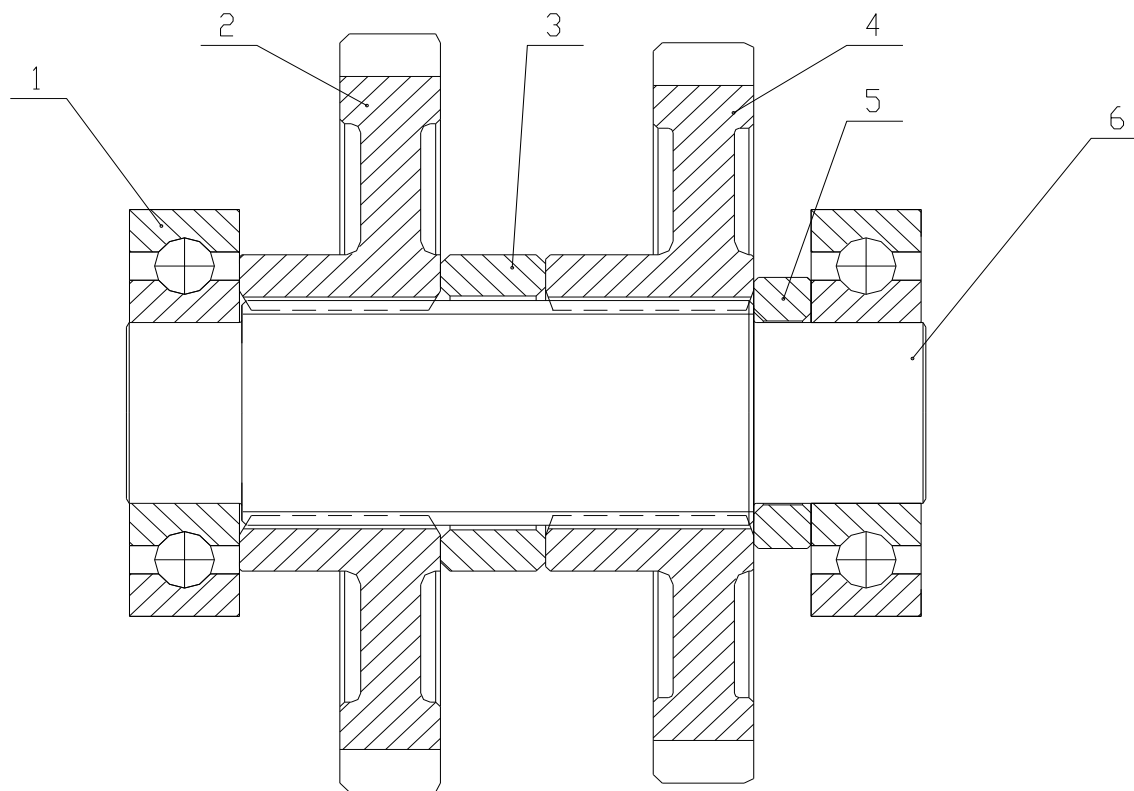


## 三轴总成 Shaft III assembly (LG816.03.01.05) 图/Fig.10

序号 Item	代号 Parts number	名称 Parts description		规格 Specification	数量 Qty	备注 Remarks
17	LG816.03.01.02-003	丝堵	PLUG		2	
18	GB/T893.1-86	挡圈	SPRAG	80	2	
19	LG816.03.01.05-002	轴套	SHAFT SLEEVE		1	
20	GB/T276-94	深沟球轴承	DEEP GLOVE BALL BEARING	6208	2	
21	GB/T3452.1-92	O 型圈	O-RING	53×5	2	
22	LG816.03.01.03-008	回位弹簧	RETURN SPRING		2	
23	LG816.03.01.03-009	弹簧支撑板	SPRING SUPPORT BOARD		2	
24	GB/T894.1-86	挡圈	SPRAG	50	2	

### 3.6 SHAFT IV ASSEMBLY

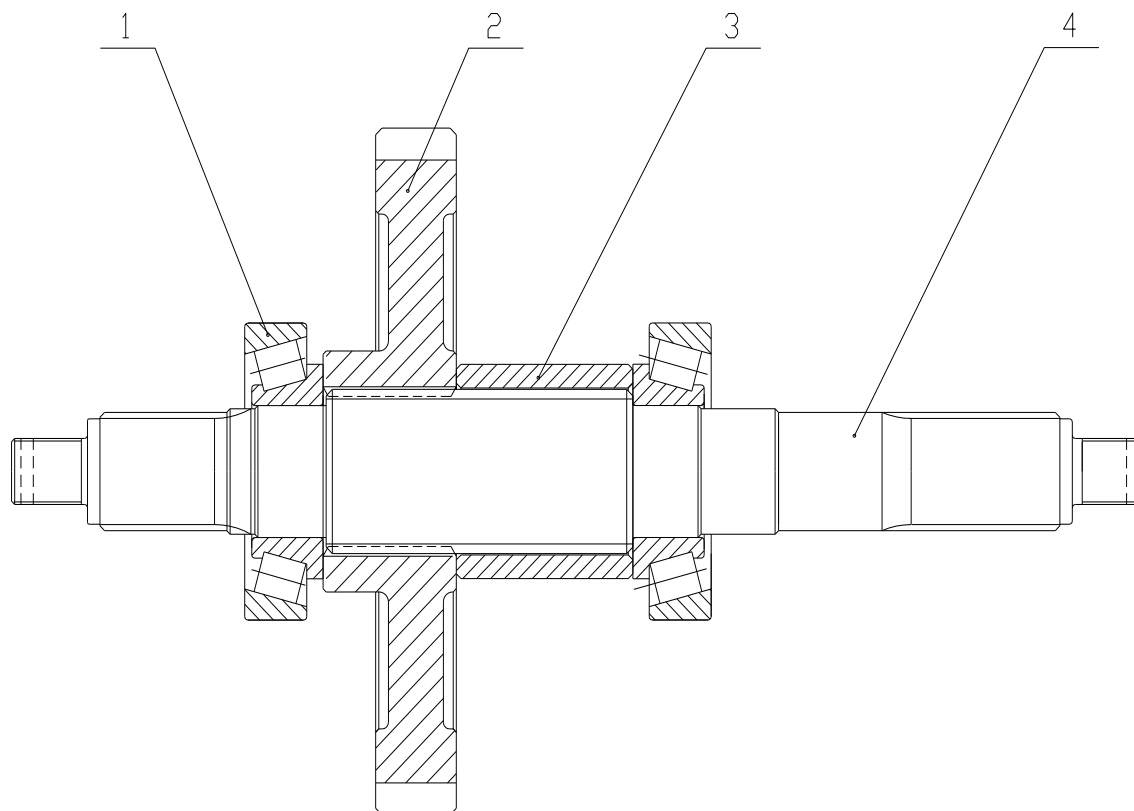
Fig.11 Shaft IV assembly





### 3.7 SHAFT V ASSEMBLY

Fig.12 Shaft V assembly



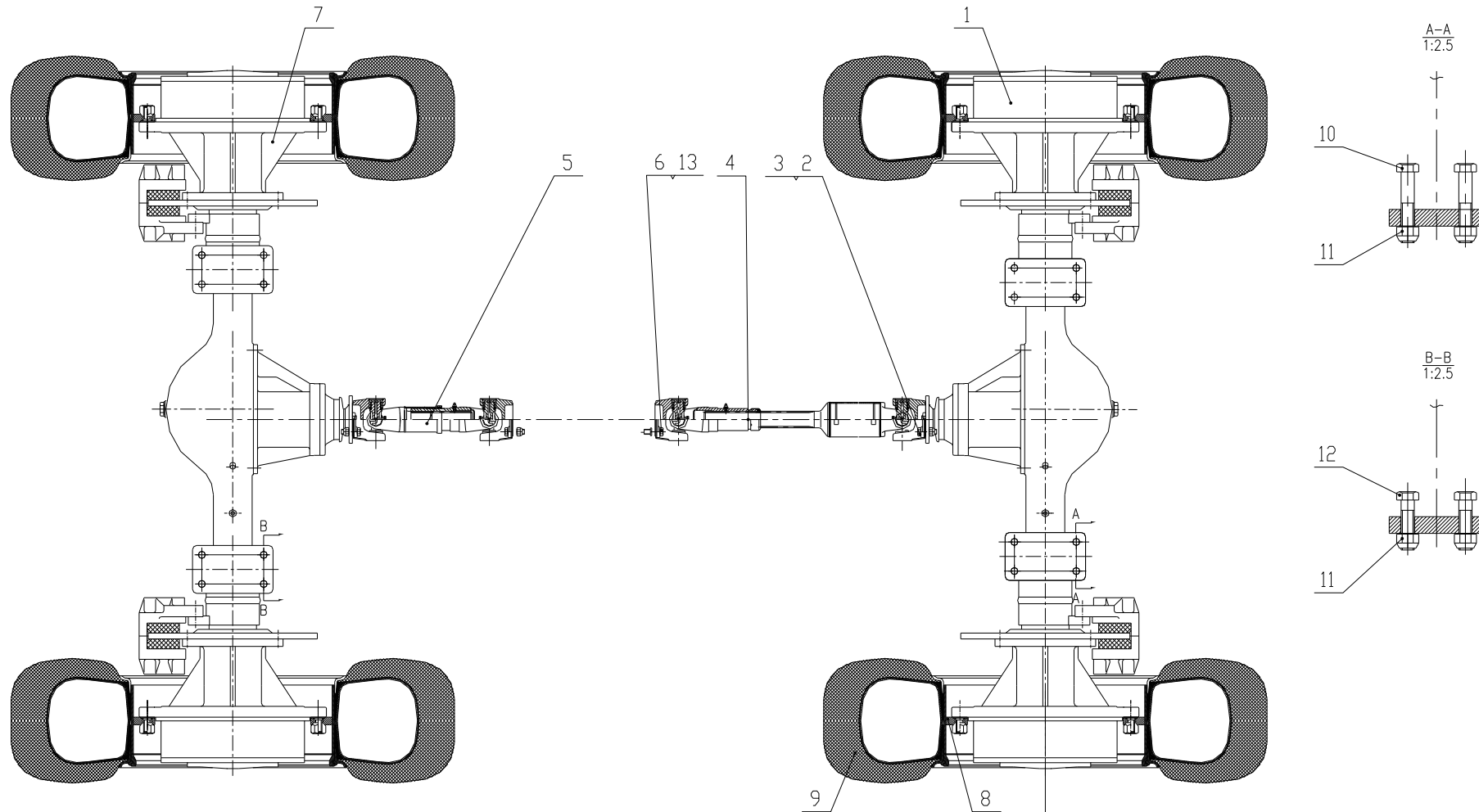




## IV. AXLE SYSTEM

### 4.1 AXLE SYSTEM

Fig.13 Axle system

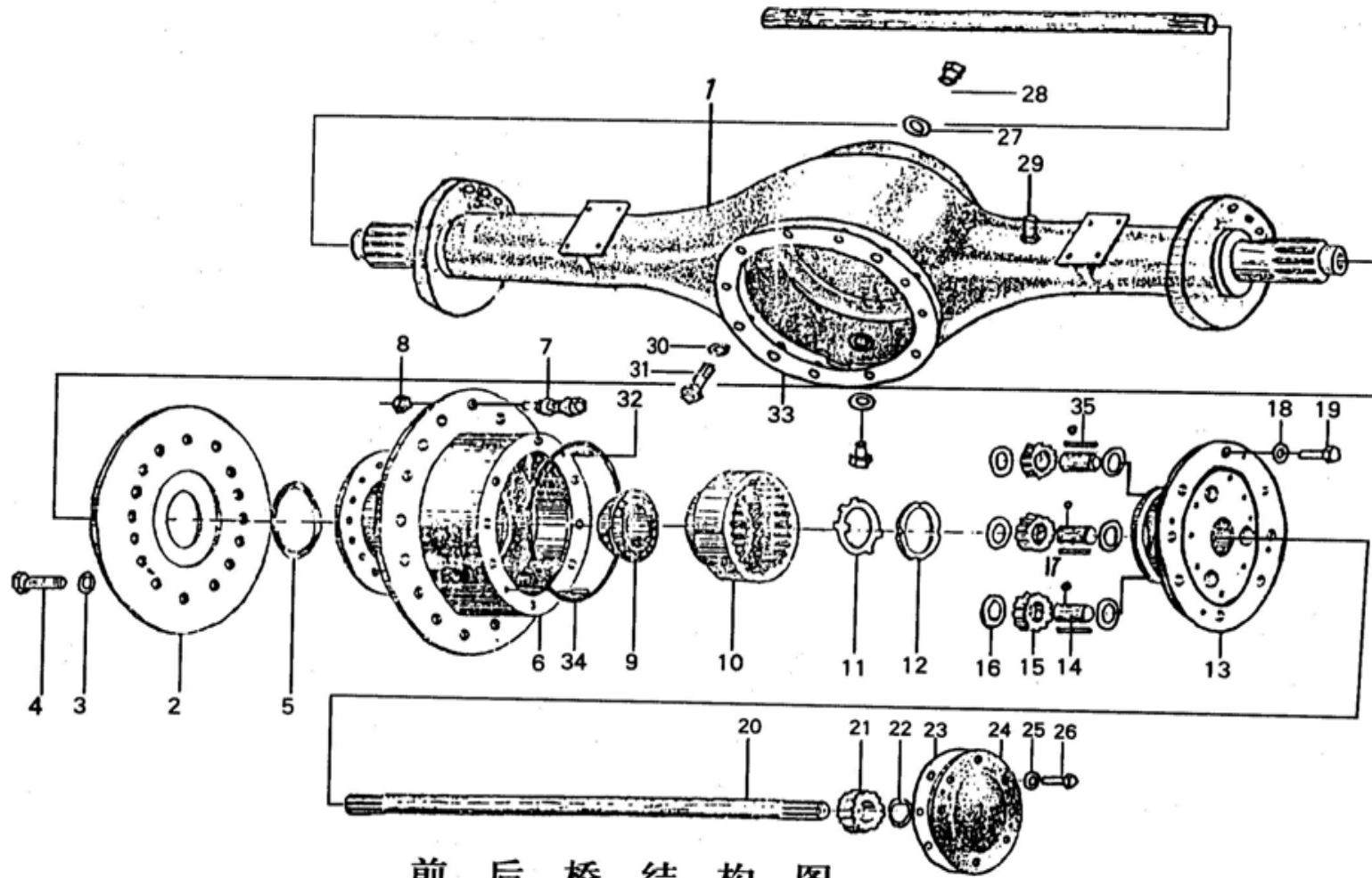


## 驱动桥系统 Axle system (LG816B.04) /Fig.13

序号 Item	代号 Parts number	名称 Parts description		规格 Specification	数量 Qty	备注 Remarks
1	LG816.04.01	前驱动桥总成	Front axle assembly		1	
2	GB/T5786	螺栓	Bolt	M12×1.25×35-8.8	12	
3	GB/T889.2	螺母	Nut	M12×1.5-8	12	
4	LG816.04.02	前传动轴总成	Front drive shaft assembly		1	
5	LG816.04.03	后传动轴总成	Rear drive shaft assembly		1	
6	GB/T5785	螺栓	Bolt	M12×1.25×30-10.9	4	
7	LG816.04.04	后驱动桥总成	Rear axle assembly		1	
8	LG816.04.05	轮辋总成	Rim assembly	13.00-20	4	
9	GB/T2980	轮胎	Tire	16/70-20	4	
10	GB/T5785	螺栓	Bolt	M16×1.5×95-10.9	8	
11	GB/T889.2	螺母	Nut	M16×1.5-8	16	
12	GB/T5785	螺栓	Bolt	M16×1.5×65-10.9	8	
13	GB/T93	垫圈	Washer	12	14	

4.2 FRONT AND REAR AXLE ASSEMBLY

Fig.14 Front and rear axle assembly

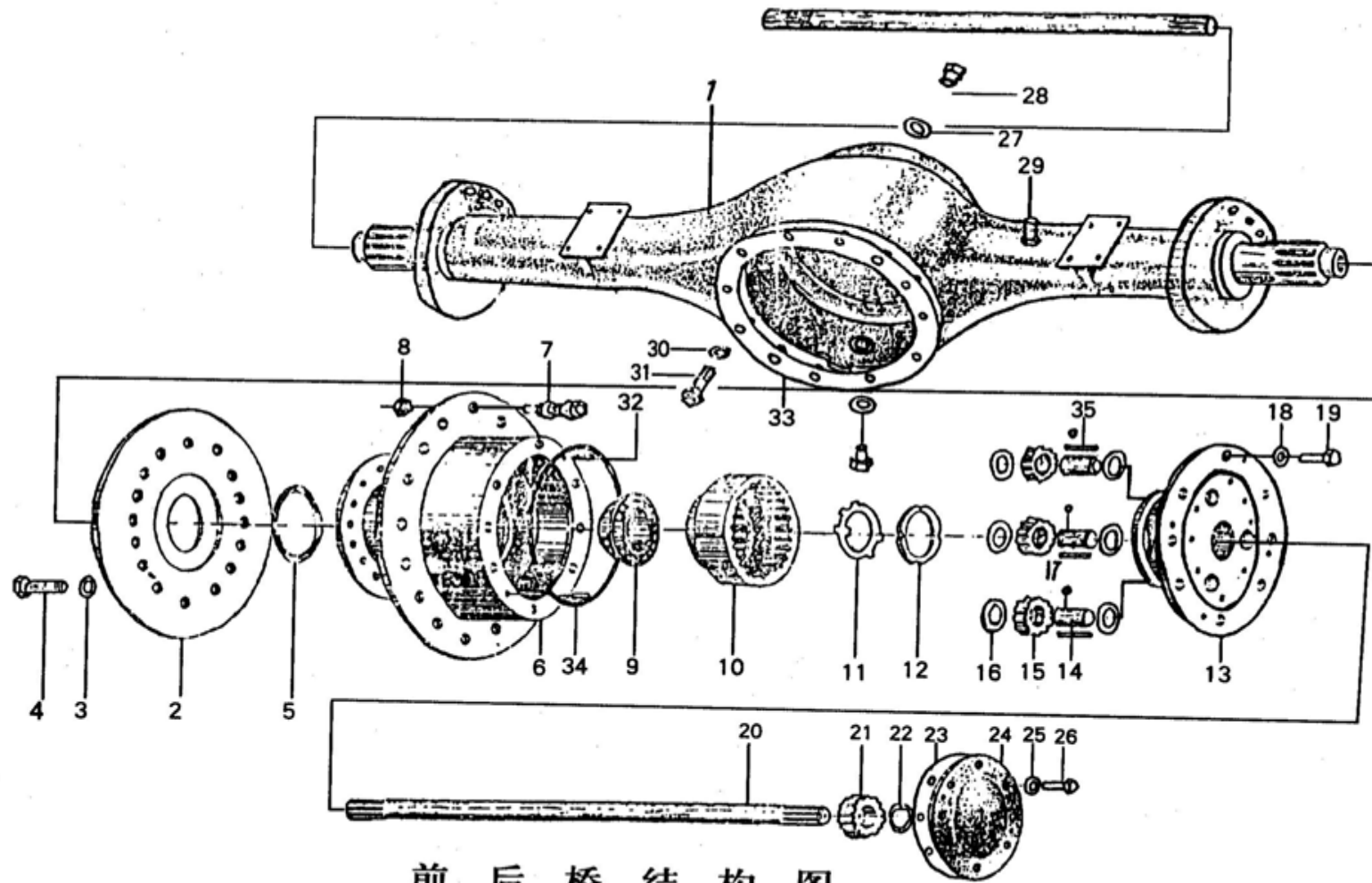


前后桥结构图

前后驱动桥总成 Front and rear axle assembly (Front: LG816.04.01, Back: LG816.04.04)/Fig.14						
序号 Item	代号 Parts number	名称 Parts description		规格 Specification	数量 Qty	备注 Remarks
1	ZL15F.2.3	桥壳总成	Axle housing assembly		1	
2	ZL15 II .03.04.017	制动盘	Disc brake		2	
3	GB93-87	垫圈	Washer	12	32	
4	GB5785-86	螺栓	Bolt	M12×1.5×38-8.8	32	
5	HG4-692-67	油封	Oil seal	PG115×140×14	2	
6	ZL15F.2-8	外壳	Housing		2	
7	ZL15F.2-16	螺栓 (左右旋各半)	Washer		8	Eight on both side
8	ZL15F.2-17	球螺母 (左右旋各半)	Ball nut		8	Eight on both side
9	GB297-84	轴承	Bearing	2007114、2007115	2	Two on both side
10	ZL15F.2.1-1	齿圈	Ring gear		2	
11	GB858-88	垫圈	Washer	56	2	
12	GB810-88	球螺母	Ball nut	M56×2	2	
13	ZL15F.2.2-4	行星架	Planet carrier		2	
14	ZL15F.2.2-2	行星轮轴	Planet gear shaft		6	
15	ZL15F.2.1-1	行星轮	Planet gear		6	
16	ZL15F.2.2-3	行星轮档圈	Planet gear Sprag		12	

4.2 FRONT AND REAR AXLE ASSEMBLY

Fig.14 Front and rear axle assembly

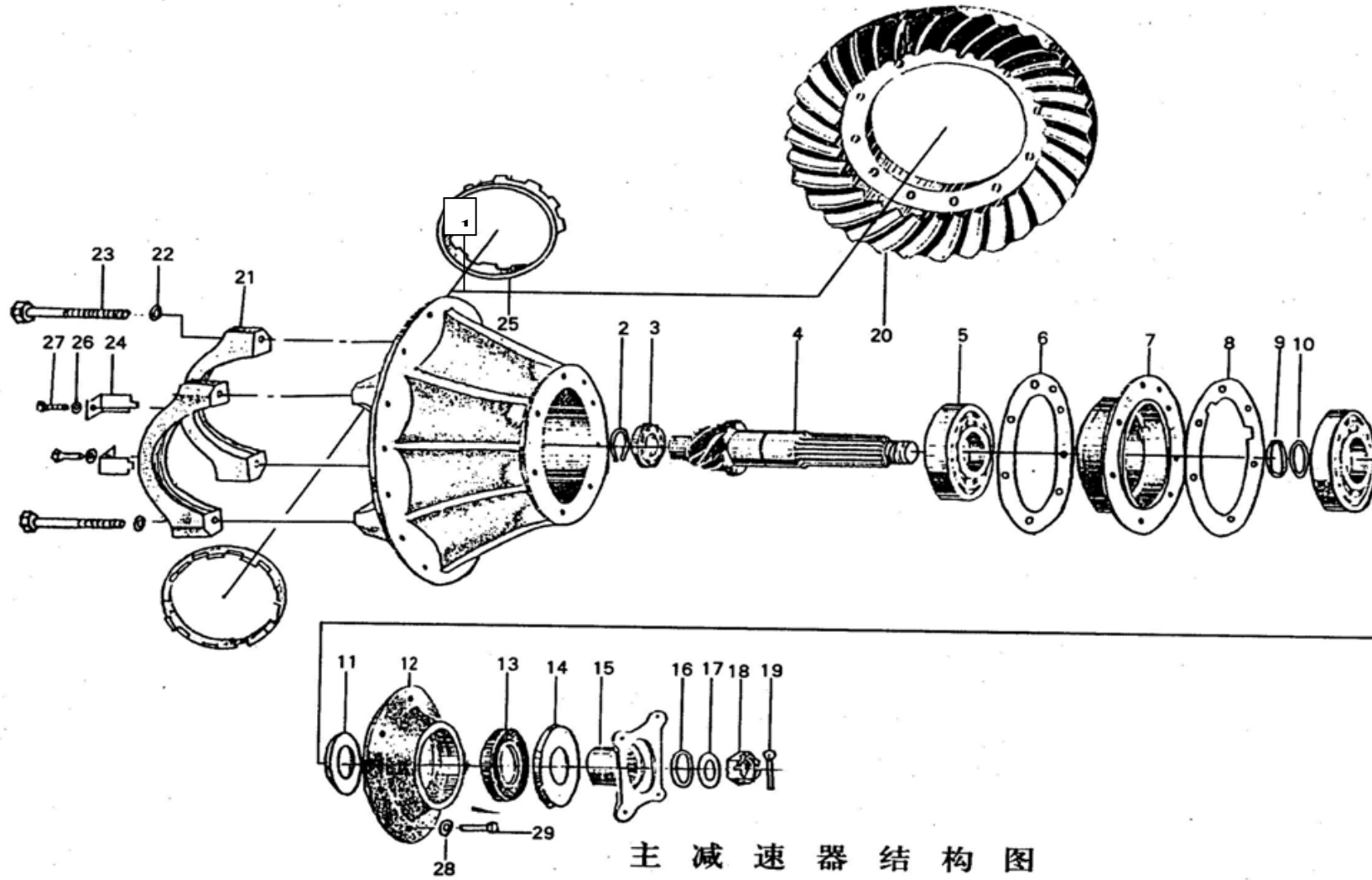


## 前后驱动桥总成 Front and rear Axle assembly (Front: LG816.04.01, Back: LG816.04.04)/Fig.14

序号 Item	代号 Parts number	名称 Parts description		规格 Specification	数量 Qty	备注 Remarks
17	GB308-84	钢球	Steel ball	Φ5	6	
18	GB93-87	垫圈	Washer	12	16	
19	GB32.3-88	螺栓	Bolt	M12×1.5×35	32	
20	ZL15F.2-3	半轴	Axle shaft		1	左右各 1/One on both side
21	ZL15F.2-5	太阳轮	Sun gear		2	
22	GB894.1-86	挡圈	Sprag	35	2	
23	ZL15F.2-2	垫片	Gasket		2	
24	ZL15F.2-6	盖	Cover		2	
25	GB93-87	垫圈	Washer	8	16	
26	GB5782-86	螺栓	Bolt	M8×20	16	
27	JB982-77	组合垫	Combined pad	24	2	
28	ZL15F.2-10	螺塞	Plug screw		2	
29	ZL15F-2401070	通气塞总成	Air vent plug assembly	M10×1	1	
30	GB93-87	垫圈	Washer	10	12	
31	GB5782-86	螺栓	Bolt	M10×25	12	
32	GB119-86	销	Pin	A12×32	4	
33	ZL15F.2-7	O形密封圈	O-ring		2	
34	GB309-84	滚针	Needle	3×30	174	

4.3 MAIN REDUCER ASSEMBLY

Fig.15 Main reducer assembly



主 减 速 器 结 构 图

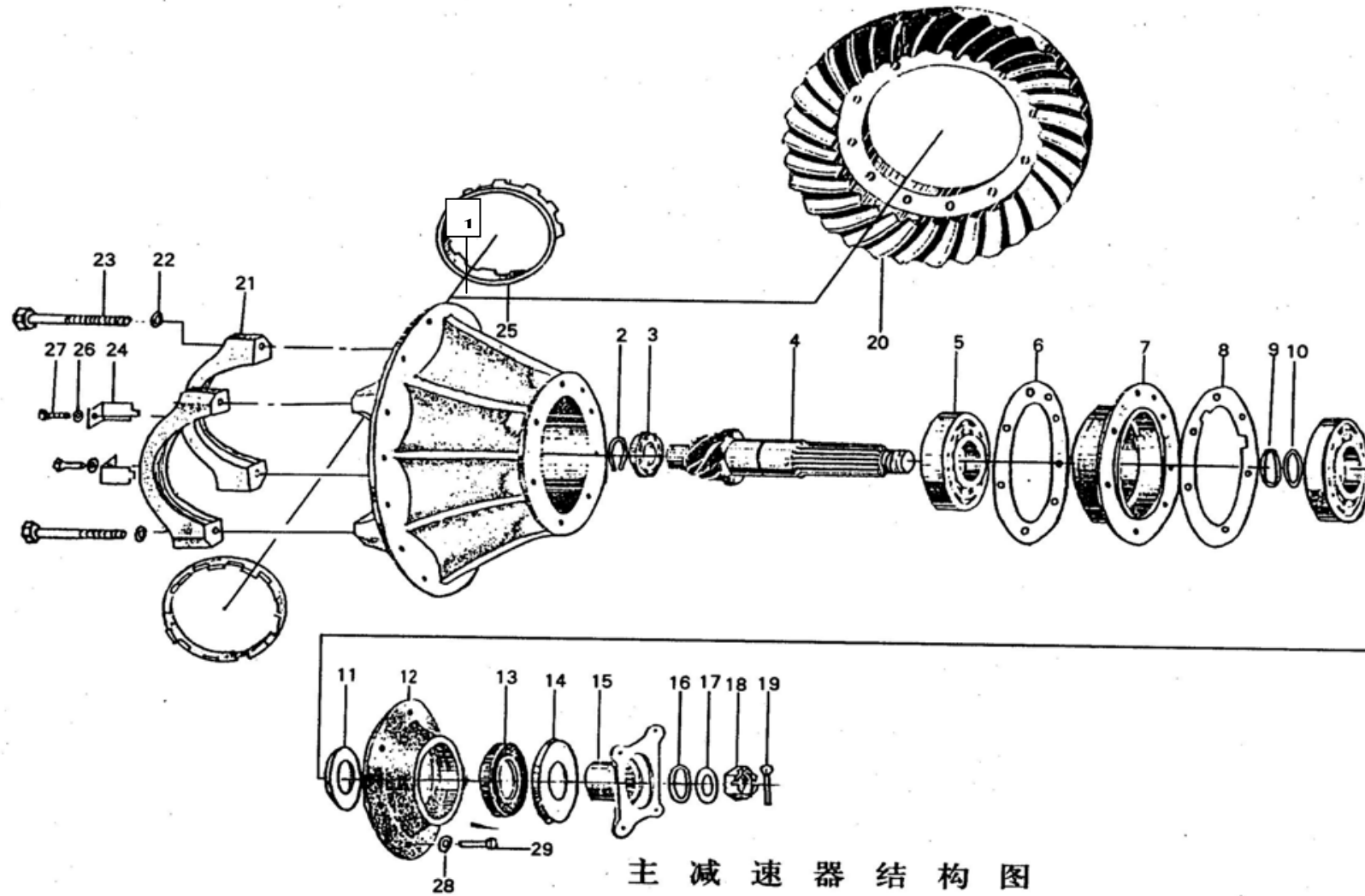
## 主减速器总成 Main reducer assembly /Fig.15

序号 Item	代号 Parts number	名称 Parts description	规格 Specification	数量 Qty	备注 Remarks
1	ZL15F.2.5-8	主减速器壳(轴承盖、调整螺母)	Final drive housing (bearing cover, adjusting nut)	1	
2	GB894.1-86	挡圈	Sprag	25	1
3	GB283-87	轴承	Bearing	102205	1
4	ZL15F.2.5.1-1	主动锥齿轮	Drive bevel gear		1
5	GB297-84	滚动轴承	Rolling bearing	7609	2
6	ZL15F.2.5-1	调整垫片	Adjusting gasket		1
7	ZL15F.2.5.1-2	轴承套	Bearing sleeve		1
8	ZL15F.2.5.1-5	密封垫片	Seal gasket		1
9	ZL15F.2.5.1-3	轴承隔套	Bearing sleeve		1
10	ZL15F.2.5.1-4	轴承调整垫片	Adjusting gasket of bearing		1
11	ZL15F.2.1-6	轴承止推垫圈	Thrust washer of bearing		1
12	ZL15F.2.5.1-7	轴承盖	Bearing cover		1
13	ZL15F-2402052	油封总成	Oil seal assembly		1
14	ZL15F-2402034	防尘罩	Dust cap		1
15	ZL15F.2.5.1-8	主动齿轮凸缘	Drive gear flange		1



4.3 MAIN REDUCER ASSEMBLY

Fig.15 Main reducer assembly

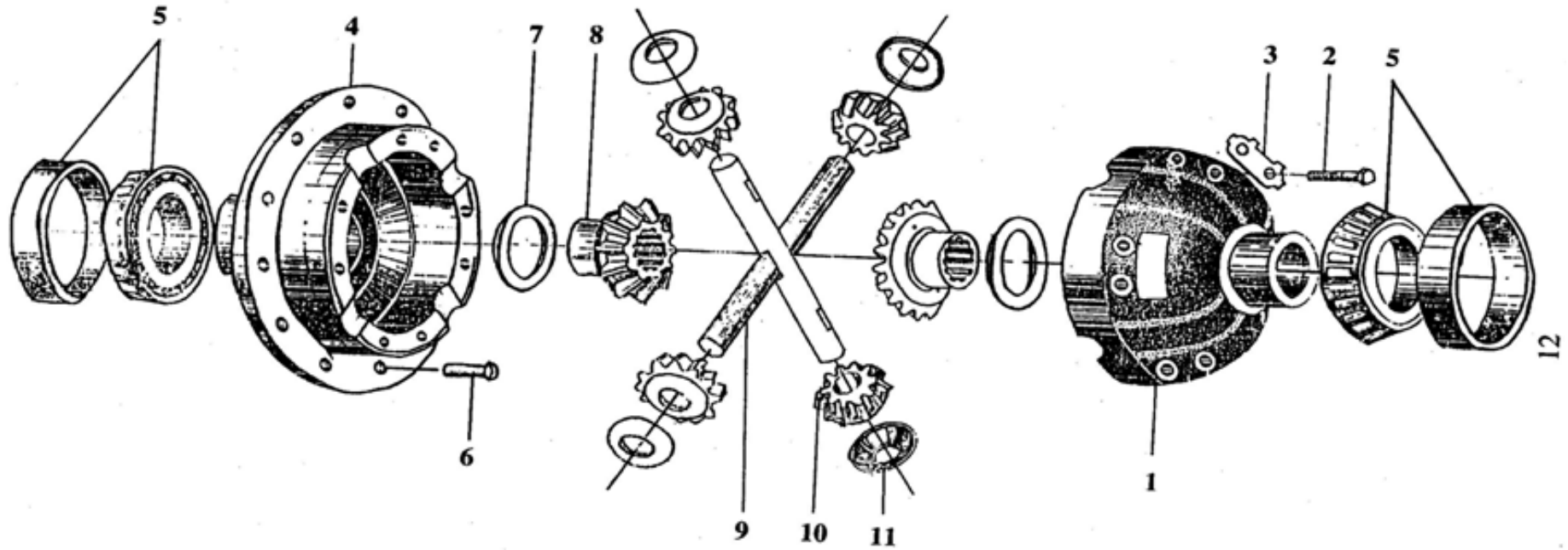


## 主减速器总成 Main reducer assembly /Fig.15

序号 Item	代号 Parts number	名称 Parts description		规格 Specification	数量 Qty	备注 Remarks
16	GB1235-76	O形密封圈	O-ring	36×3.5	1	
17	ZL15F.2.5.1-12	垫圈	Washer		1	
18	GB9459-88	螺母	Nut	M20×1.5	1	
19	GB91-76	开口销	Cotter pin	4×40	1	
20	ZL15F.2.5-7	从动锥齿轮	Driven bevel gear		1	
21	ZL15F.2.5-2	差速器轴承盖	Differential bearing cover		2	
22	ZL15F.2.5-2-1	防松垫片	Locking gasket		4	
23	GB5785-86	螺栓	Bolt	M14×1.5×70-8.8	4	
24	ZL15F-2403090	调整螺母锁片	Locking split of adjusting nut		2	
25	ZL15F.2.5-9	调整螺母	Adjusting nut		2	
26	GB93-87	垫圈	Washer	8	2	
27	GB5782-86	螺栓	Bolt	M8×16	2	
28	GB93-87	垫圈	Washer	12	6	
29	GB5782-86	螺栓	Bolt	M12×1.25×45	6	

### 4.4 DIFFERENTIAL ASSEMBLY

Fig.16 Differential assembly



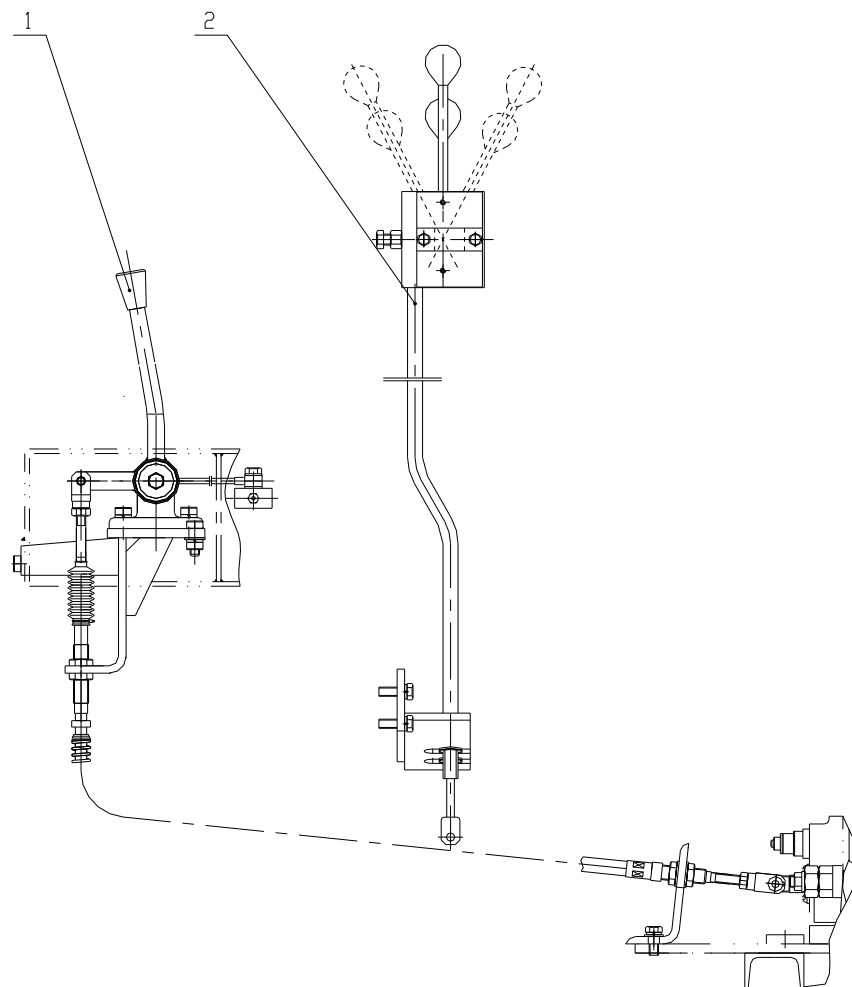
### 差速器总成 Differential assembly /Fig.16

序号 Item	代号 Parts number	名称 Parts description		规格 Specification	数量 Qty	备注 Remarks
1	ZL15F-2403012	差速器右、右壳	Right housing of differential		1	
2	ZL15F-2403015	差速器壳螺栓	Differential housing bolt		8	
3	ZL15F-2403014	防松垫片	Locking gasket		4	
4	ZL15F-2403013	差速器左壳	Left housing of differential		1	
5	GB297-84	轴承	Bearing	7510	2	
6	ZL15F.2.5-4	铆钉	Rivet		12	
7	ZL15F-2403051	半轴齿轮垫片	Axle shaft gasket		2	
8	ZL15F-2403050	半轴齿轮	Axle shaft		2	
9	ZL15F-2403061	差速器行星齿轮轴	Differential planetary gear shaft		2	
10	ZL15F-2403055	行星齿轮	Planetary gear		4	
11	ZL15F-2403058	行星齿轮垫	Planetary gear gasket		4	

## V. CONTROL SYSTEM

### 5.1 CONTROL SYSTEM

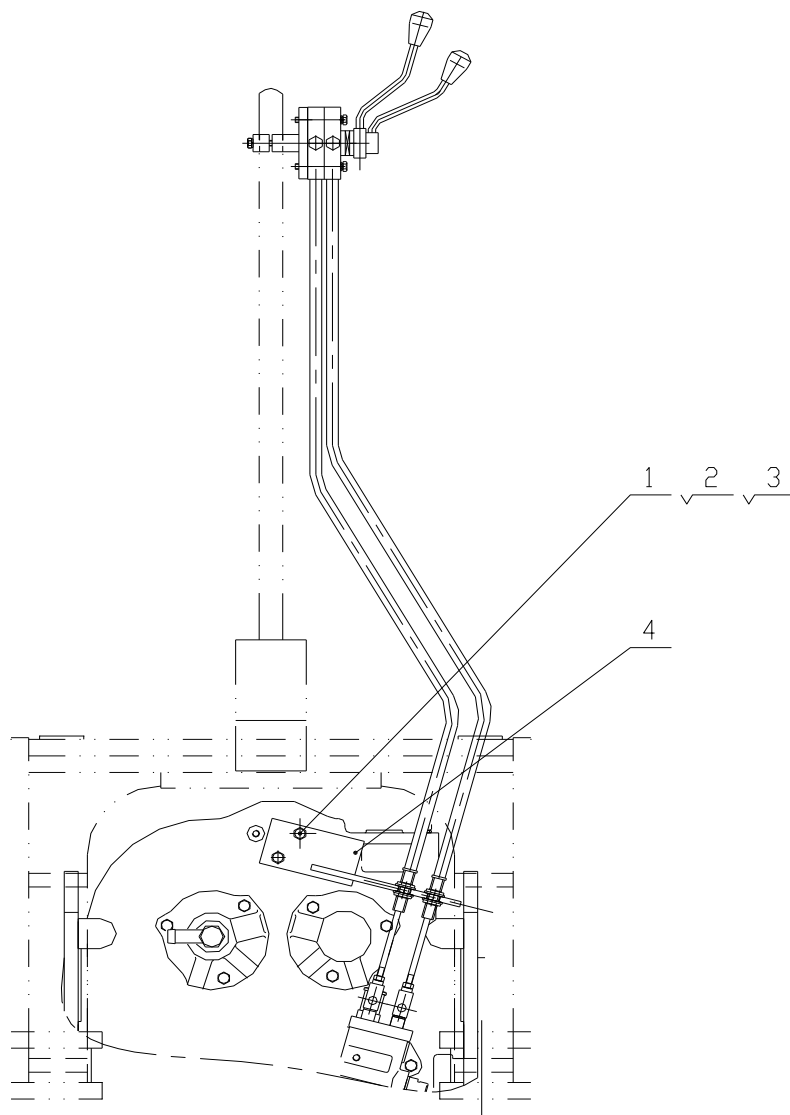
Fig.17 Control system





### 5.2 SPEED CONTROL ASSEMBLY

Fig.18 Speed control assembly

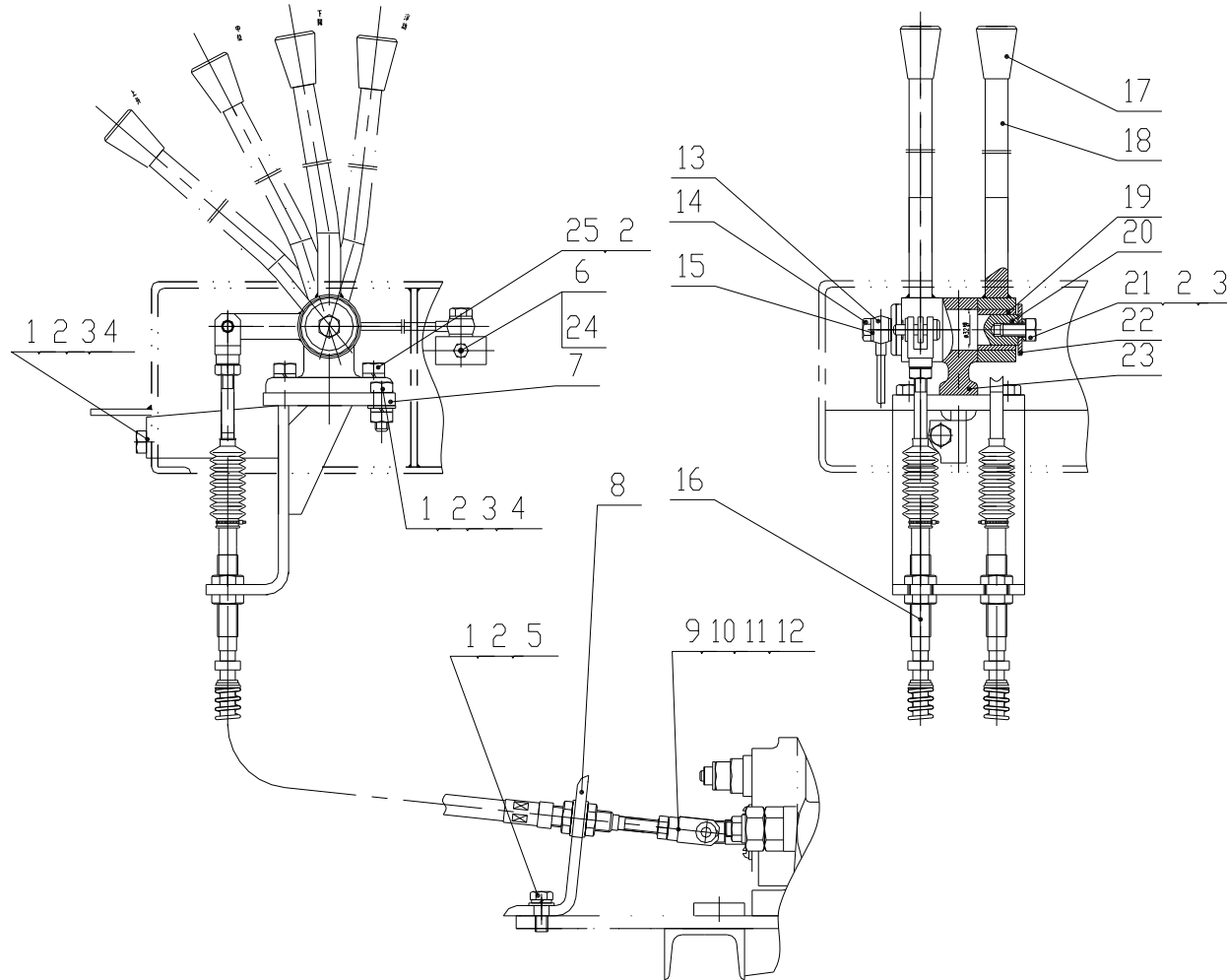






5.3 IMPLEMENT CONTROL ASSEMBLY

Fig. 19 Implement control assembly

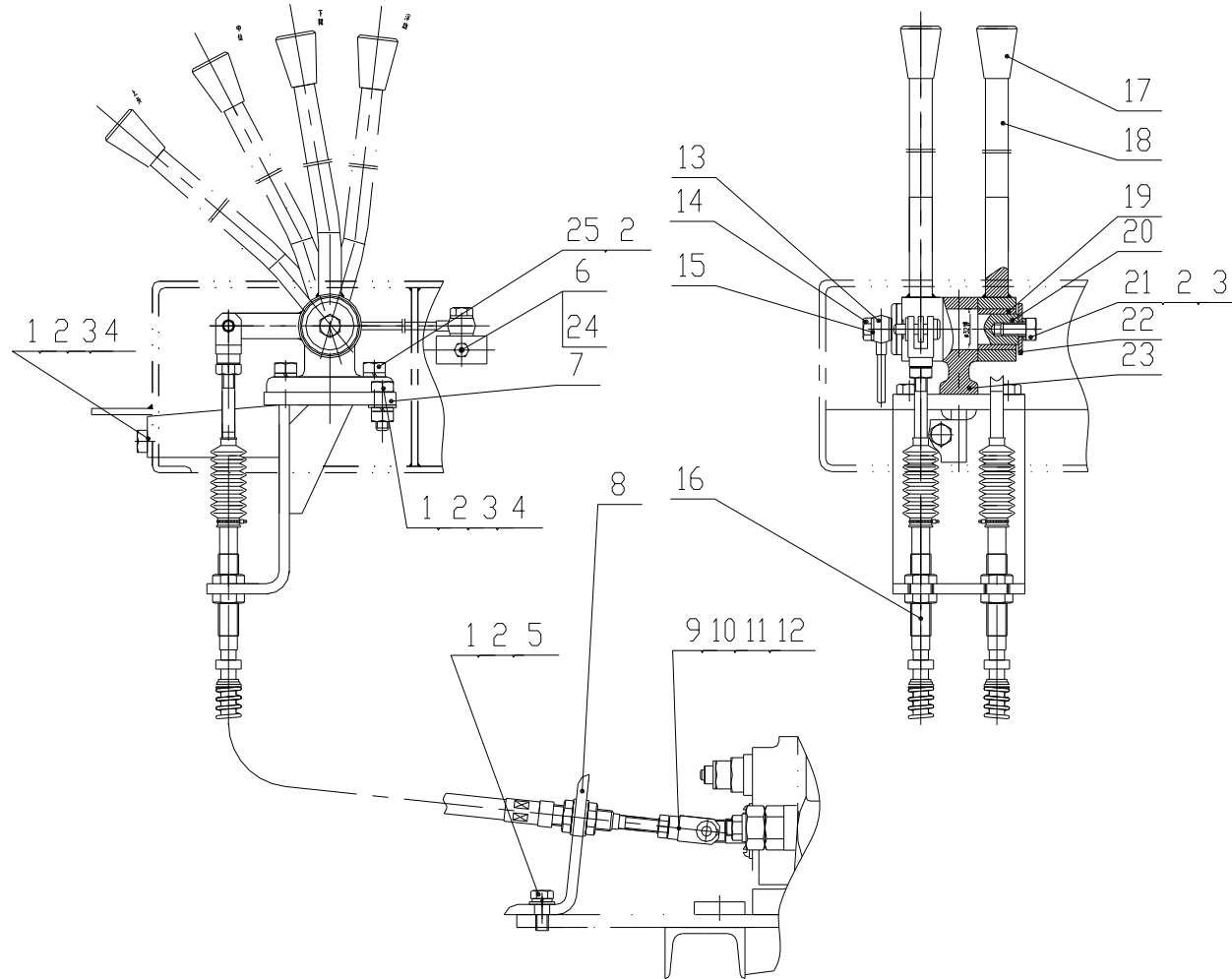


## 工作操纵总成 Implement control assembly (LG816.05.02) /Fig.19

序号 Item	代号 Parts number	名称 Parts description		规格 Specification	数量 Qty	备注 Remarks
1	GB/T5783	螺栓	Bolt	M10×30-8.8	5	
2	GB/T93	垫圈	Washer	10	8	
3	GB/T97.1	垫圈	Washer	10	4	
4	GB/T6170-2000	螺母	Nut	M10-8	3	
5	GB/T96.1	垫圈	Washer	10	2	
6	JB/T7940.2	油杯 45°	Oil cup	M10×1	1	
7	LG853.05.02.02	固定架	Fixing bracket		1	
8	LG816C.05.02-001	固定支架	Fixing bracket		1	
9	LG816.05.02-005	叉形接头	Fork connector		2	
10	GB/T882B 型	销轴	Pin	8×26	2	
11	GB/T91	开口销	Cotter pin	Φ 2.5×36	2	
12	GB/T97.1	垫圈	Washer	8	2	
13	LG853.05.02.04	钢管焊合	Pipe weldment		1	
14	LG853.05.02-012	通油螺栓	Oil bolt		1	
15	LG853.10.06-005	垫圈	Washer	10	4	
16	LG853.05.02.01	操纵软轴总成	Control flexible shaft assembly		2	

5.3 IMPLEMENT CONTROL ASSEMBLY

Fig. 19 Implement control assembly



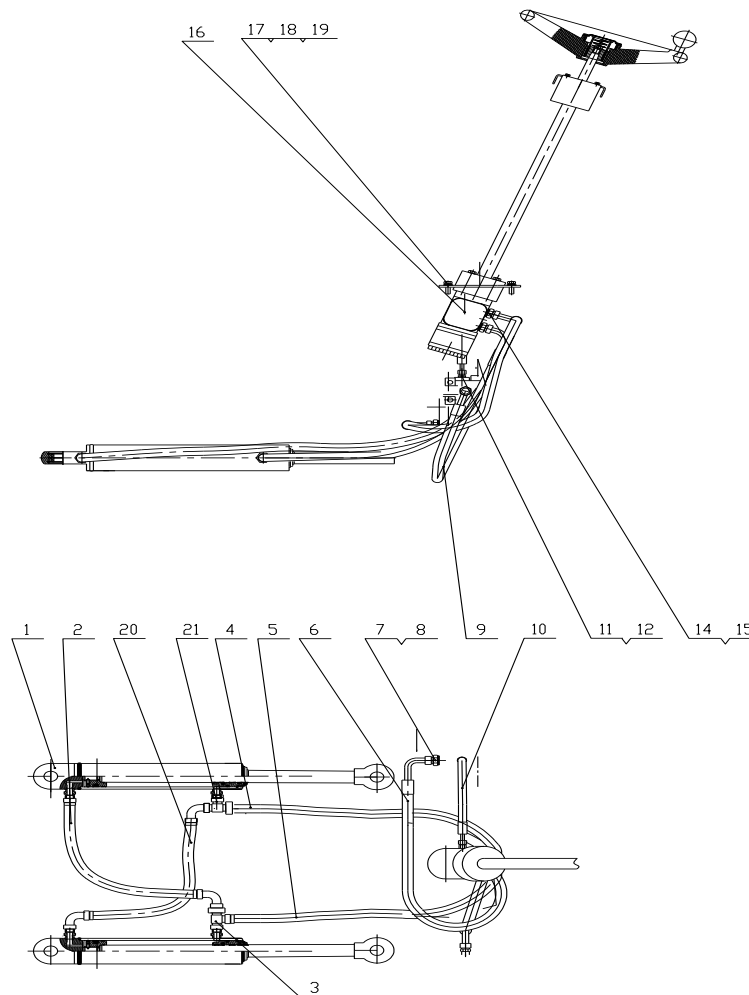
## 工作操纵总成 Implement control assembly (LG816.05.02) /Fig.19

序号 Item	代号 Parts number	名称 Parts description		规格 Specification	数量 Qty	备注 Remarks
17	LG816.05.02-006	手柄球头	Knob	M12×82	2	
18	LG816.05.02.03	操纵杆焊合	Control stick weldment		2	
19	LG853.05.02-009	衬套	Bush		2	
20	LG853.05.02-010	轴	Shaft		1	
21	GB/T5783	螺栓	Bolt	M10×20-8.8	1	
22	LG853.05.02-008	挡圈	Sprag		2	
23	LG853.05.02-007	轴座	Shat seat		1	
24	LG853.10.06-001	通油螺栓	Oil bolt		1	
25	GB/T5783	螺栓	Bolt	M10×25-8.8	2	

## VI. STEERING HYDRAULIC SYSTEM

### 6.1 STEERING HYDRAULIC SYSTEM

Fig.20 Steering hydraulic system

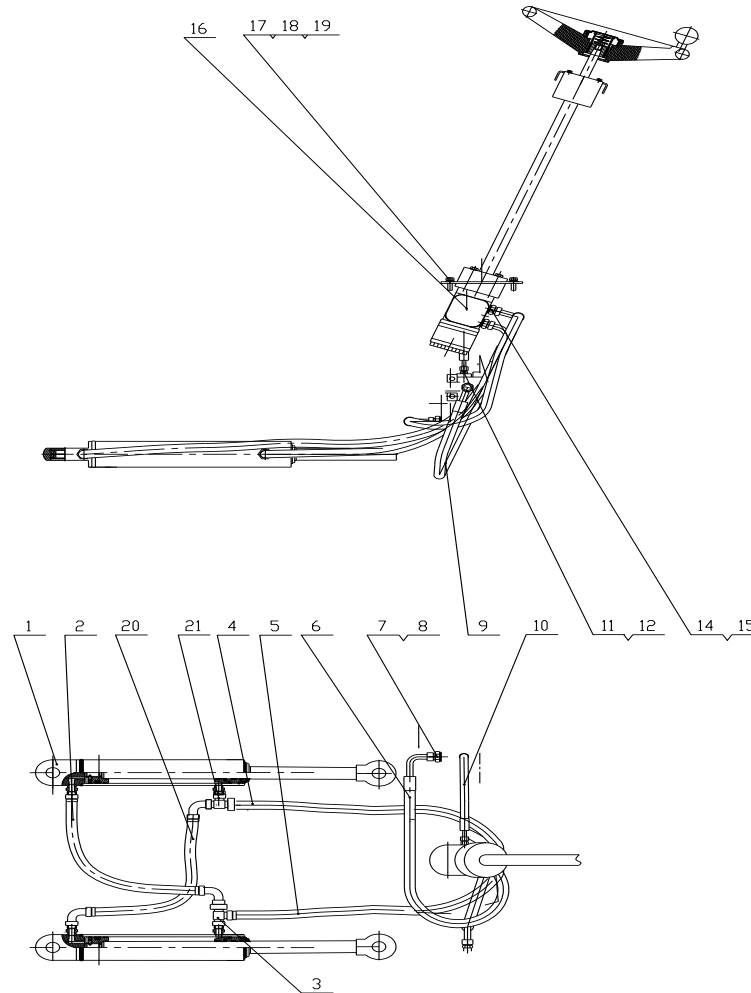


## 转向液压系统 Steering hydraulic system (CDM816D.06Ⅲ) /Fig.20

序号 Item	代号 Parts number	名称 Parts description		规格 Specification	数量 Qty	备注 Remarks
1	LG820.06.01	转向油缸	Steering cylinder	Φ 63/Φ 35	2	
2	20411-20GB/20491-20GB*2W08*520	胶管总成	Hose assembly		2	
3	LCC-20GB	三通接头	Connector		2	
4	20411-20GB/20491-20GB*2W08*870	胶管总成	Hose assembly		1	
5	20411-20GB/20491-20GB*2W08*1000	胶管总成	Hose assembly		1	
6	20491-20GB*2W08*610/225°	胶管总成	Hose assembly		1	
7	LG816.06-001	优先阀 CF 口接头	Priority valve port cf connector		1	
8	JB/T966	垫圈	Washer	22	1	
9	90H-270° -90H-13/14II-L580	转向器回油胶管总成	Steering gear oil return hose assembly		1	
10	20411-14/20491-14*1W05*320	胶管总成	Hose assembly		1	
11	GB/T3733.2	接头体 G8	Connector g8		2	
12	JB/T966	垫圈	Washer	12	2	
13	LG816.06-003	转向器接头	Connector		4	
14	JB/T966	垫圈	Washer	20	4	
15	LG816.06.02.02	全液压转向机(带阀块)	Hydraulic steering gear with valve block (select implement)		1	

### 6.1 STEERING HYDRAULIC SYSTEM

Fig.20 Steering hydraulic system

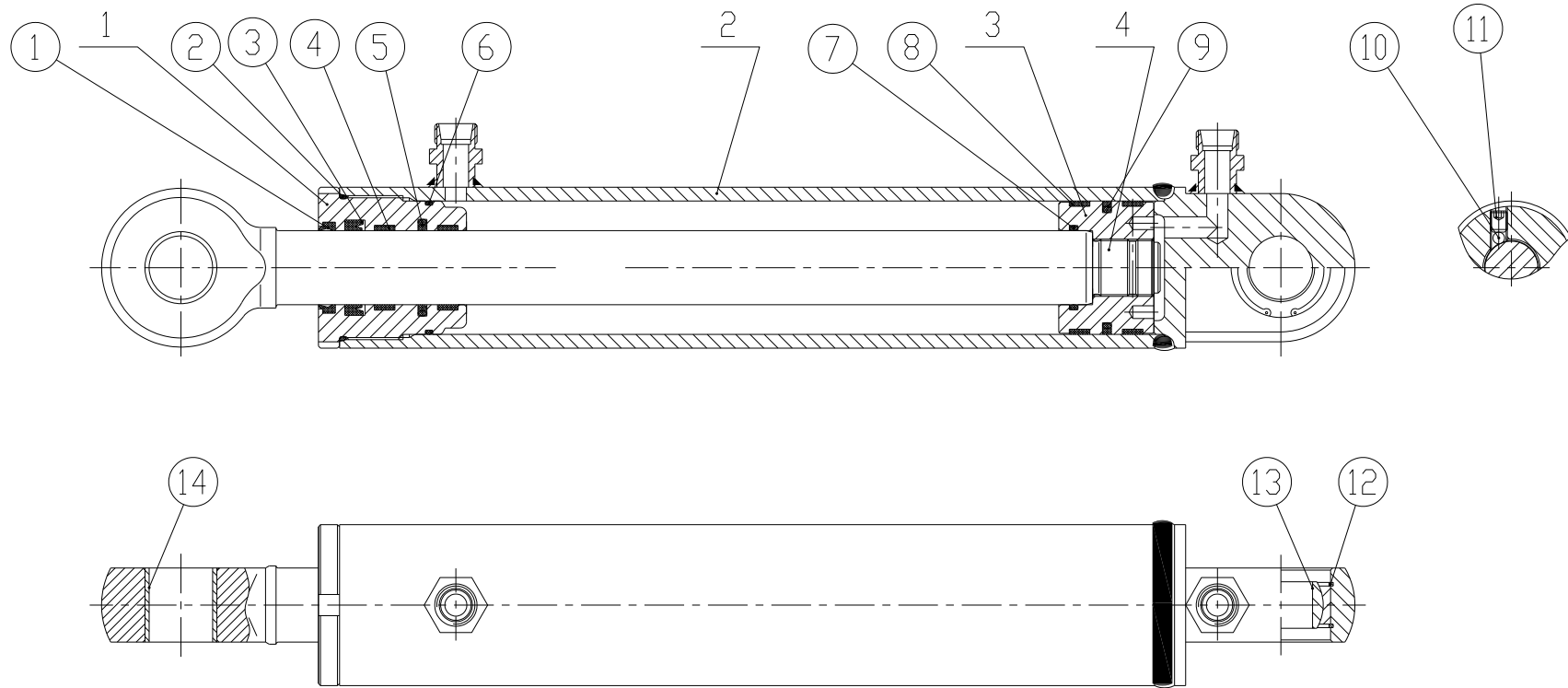






### 6.2 STEERING CYLINDER

Fig.21 Steering cylinder



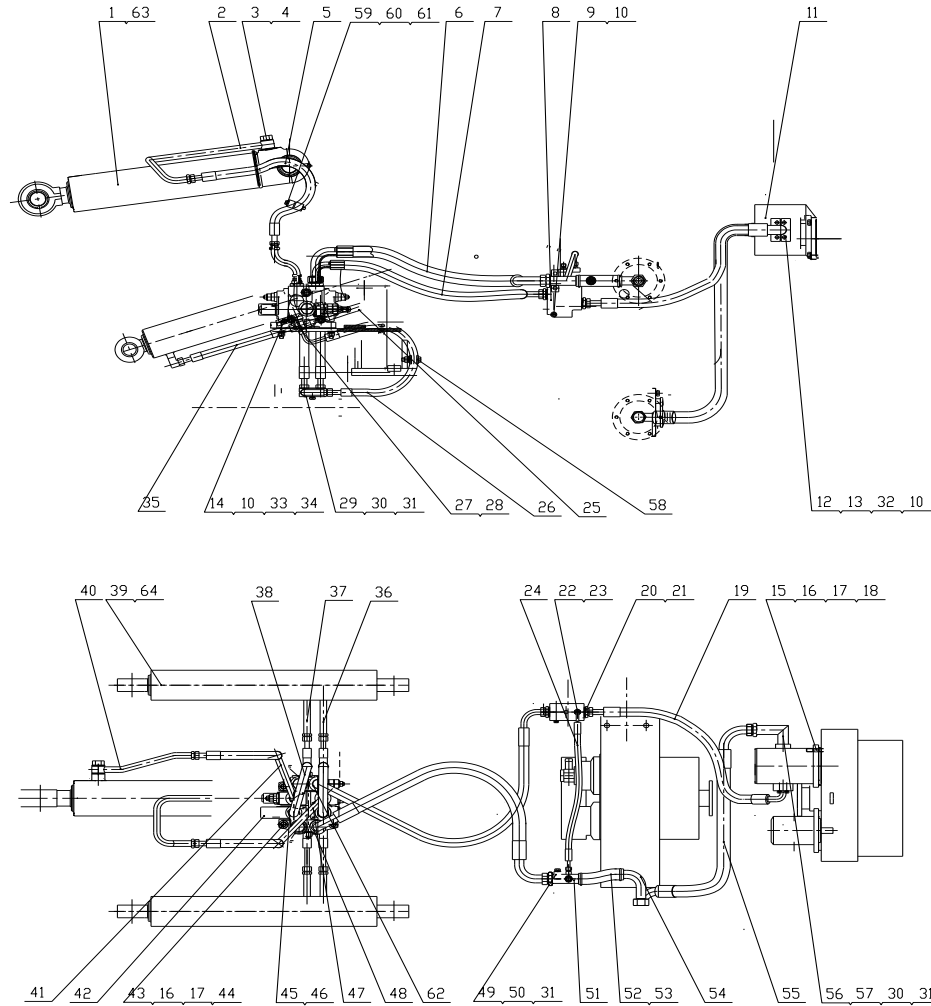
## 转向油缸 STEERING CYLINDER (LG820.06.01) /Fig.21

序号 Item	代号 Parts number	名称 Parts description		规格 Specification	数量 Qty	备注 Remarks
1	LG820.06.01-01	导向套	Guide sleeve		1	
2	LG820.06.01-03	活塞杆	Piston rod		1	
3	防尘圈	防尘圈	Proof ring	35×43×6	1	
4	支承环	支承环	Supporting ring	35×40×9.7	2	
5	缓冲圈	缓冲圈	Ring	35×46×4.2	1	
6	AS568	O形圈	O-ring	58.42×2.62	1	
7	JISB2401	O形圈	O-ring	34.4×3.1	1	
8	支承环	支承环	Supporting ring	58×63×9.7	2	
9	GB/T308	钢球	steel ball	6	1	
10	GB/T77	螺钉	Cylinder end screw	M8×10	1	
11	GB/T893.1	挡圈	Sprag	47	2	
12	JB/T8879	关节轴承	Joint bearing	GE30ES-C3	1	
13	钢背轴承	钢背轴承	steel-backed bearing	30×34×35	1	
14	轴用密封圈	轴用密封圈	Seal ring	35×45×8	1	
15	AS568	O形圈	O-ring	64.77×2.62	1	
16	格莱圈型	活塞密封圈	Piston seal ring	63×47.5×6.3	1	
17	LG820.06.01.01	缸体	Cylinder body		1	
18	LG820.06.01-02	活塞	Piston		1	

## VII. IMPLEMENT HYDRAULIC SYSTEM

### 7.1 IMPLEMENT HYDRAULIC SYSTEM

Fig.22 Implement hydraulic system

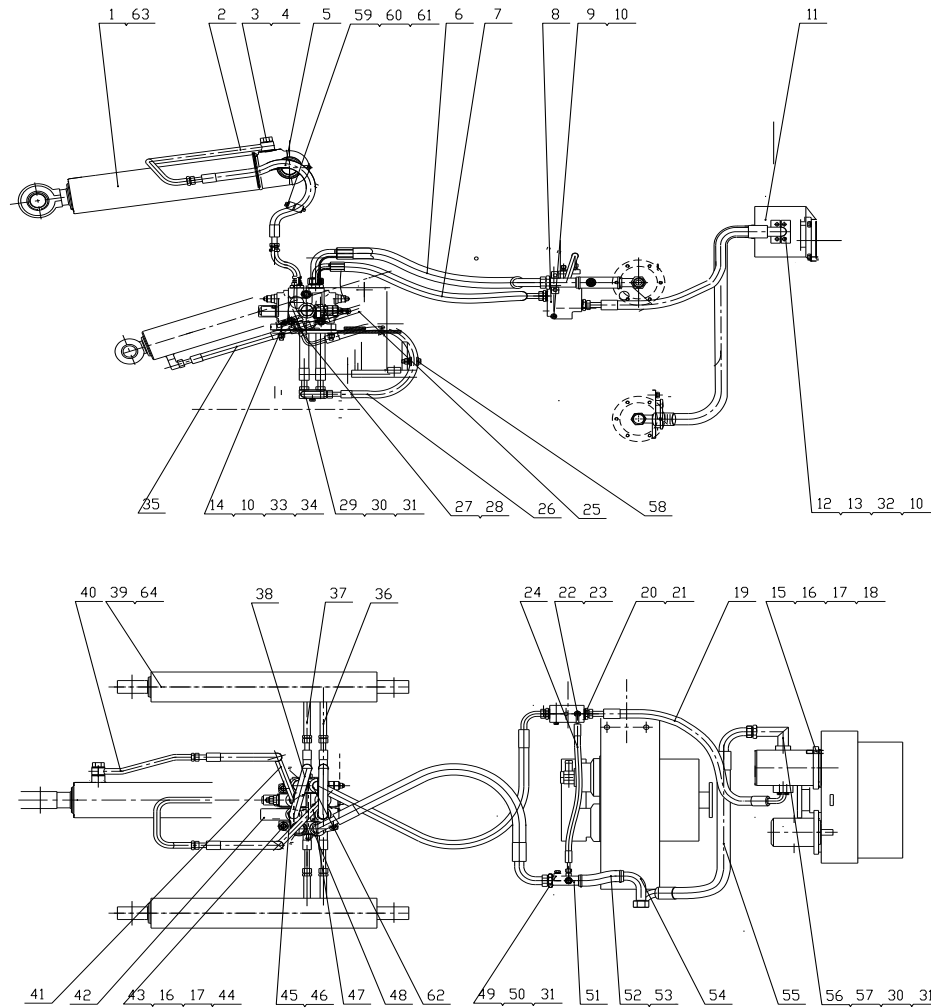


## 工作液压系统 Implement hydraulic system (CDM816D.07III) Fig.22

序号 Item	代号 Parts number	名称 Parts description		规格 Specification	数量 Qty	备注 Remarks
1	LG818.07.01A	油缸	Turn fights oil cylinder	Φ 100/Φ 55	1	
2	LG816.07.03	钢管焊接				
3	JB/T999	铰接螺栓	Pipe connection link bolt	M22×1.5×48	2	
4	JB/T966	垫圈	Washer	22	4	
5	20411-22GB*2W10*88 0	胶管总成	Hose assembly			
6	20491-36T/20491-36TH 106*2N16*1000/270°	胶管总成	Hose assembly		1	
7	20491-27T*2N12*1000/ 90°	胶管总成	Hose assembly		1	
8	LG816.07.17	优先阀	Priority valve		1	YXL-F160L
9	GB/T5782	螺栓	Bolt	M8×80	2	
10	GB/T93	垫圈	Washer	8	12	
11	LG816.07.18	工作泵总成	Implement pump		1	CBGj2050
12	FL-12(φ 9)	法兰夹	Press plate		1	
13	AS568	O 形圈	O-ring	24.99×3.53	1	
14	GB/T5783	螺栓	Bolt	M8×40	4	
15	GB/T5783	螺栓 M12×35	Bolt	M12×35	2	

7.1 IMPLEMENT HYDRAULIC SYSTEM

Fig.22 Implement hydraulic system

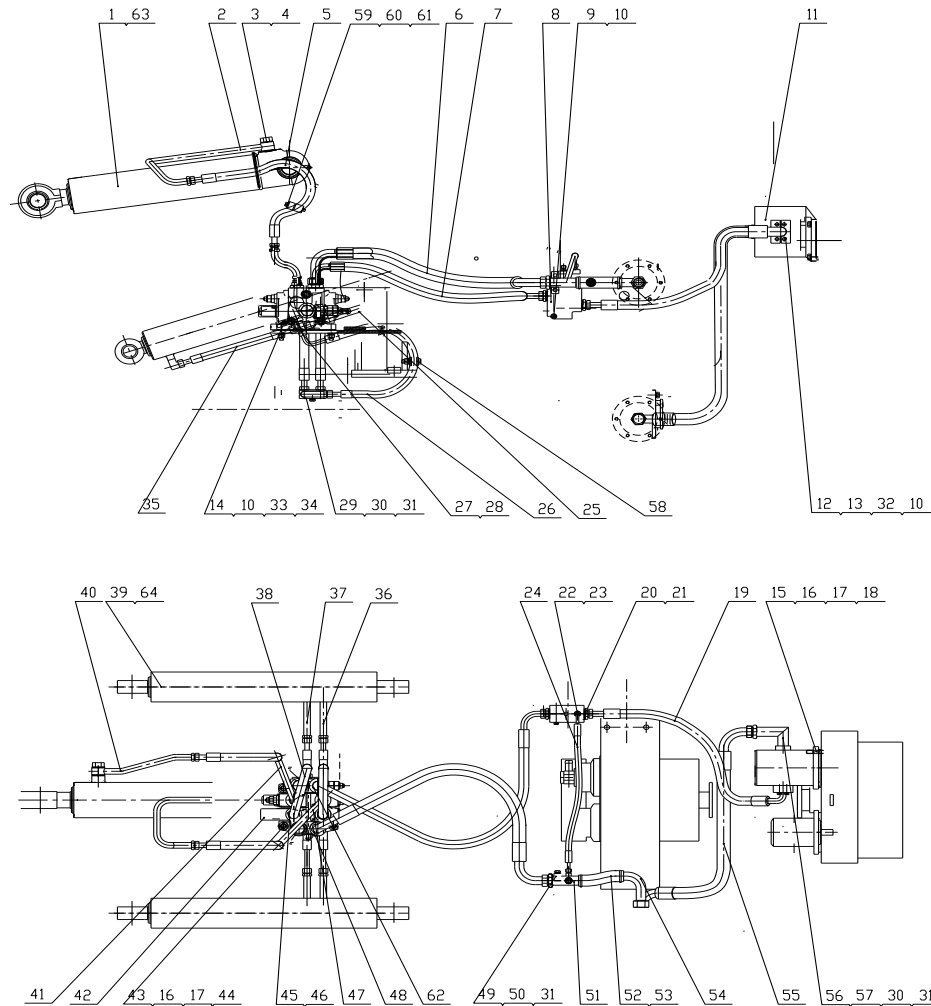


## 工作液压系统 Implement hydraulic system (CDM816D.07III) Fig.22

序号 Item	代号 Parts number	名称 Parts description		规格 Specification	数量 Qty	备注 Remarks
16	GB/T93	垫圈 12	Washer	12	8	
17	GB/T97.1	垫圈 12	Washer	12	6	
18	GB/T899	双头螺栓	Bolt	M12×35	2	
19	20411-27T/87391-12* 2N12*730	胶管总成	Hose assembly	12	1	
20	L1CL-27	过渡接头	Dapter		2	
21	JB/T966	垫圈	Washer	27	2	
22	GB3733.2	G8 端直通体	Dapter	G8	1	
23	JB/T966	垫圈 12	Washer	12	1	
24	20411-14/20491-14*1 W05*600	胶管总成	Hose assembly		1	
25	13/14- II -L270	胶管总成	Hose assembly		2	
26	20411-20GB/20491-20 GB*2W08*950+RS	胶管总成	Hose assembly		4	
27	LG816.07.04	左侧动臂缸固定管座 焊接	Fixed socket of left side lift cylinder		1	
28	LG816.07.05	右侧动臂缸固定管座 焊接	Fixed socket of right side lift cylinder		1	
29	LG816.07-003	压板	Press plate		2	

7.1 IMPLEMENT HYDRAULIC SYSTEM

Fig.22 Implement hydraulic system



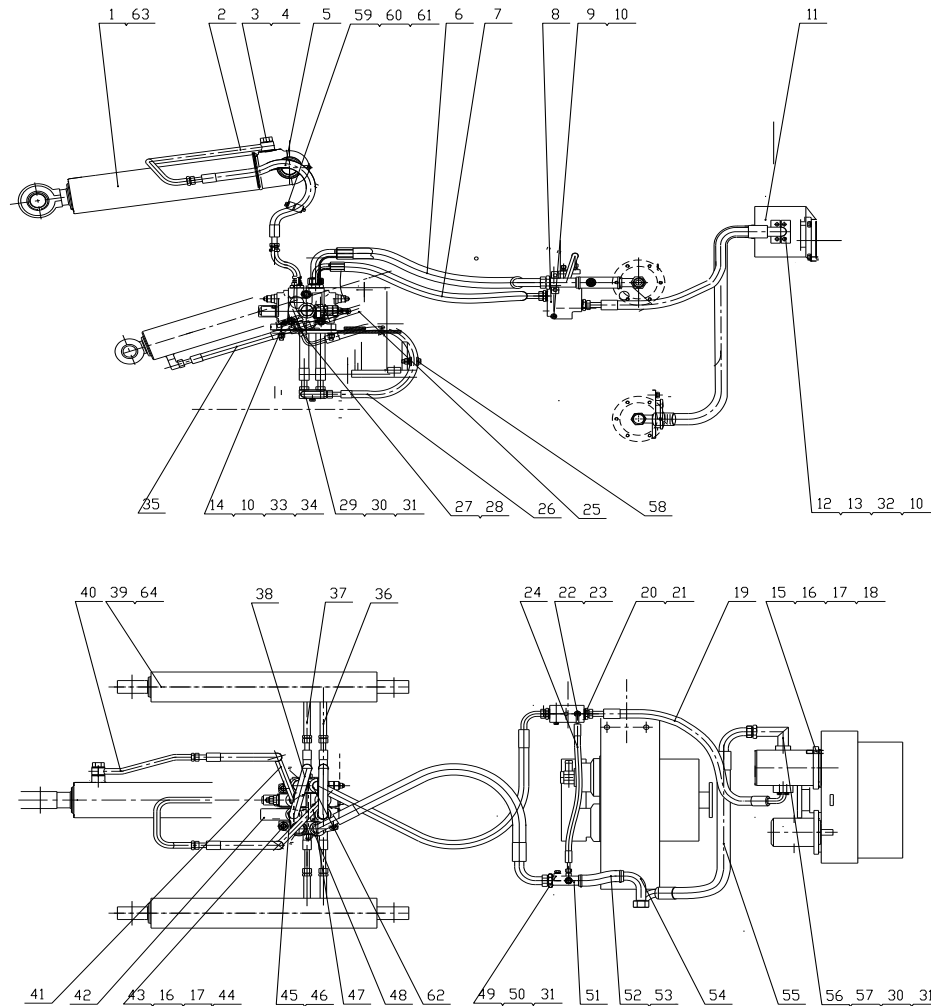
## 工作液压系统 Implement hydraulic system (CDM816D.07III) Fig.22

序号 Item	代号 Parts number	名称 Parts description		规格 Specification	数量 Qty	备注 Remarks
30	GB/T5783	螺栓	Bolt	10 M10×30	6	
31	GB/T93	垫圈	Washer	10	7	
32	GB/T5783	螺栓	Bolt	M8×30	4	
33	GB/T97.1	垫圈	Washer	8	8	
34	GB/T6170	螺母	Nut	M8	6	
35	20411-20GB*2W 08*300	胶管总成	Hose assembly		2	
36	LG818D.07 I .02	钢管总成			1	
37	LG818D.07 I .01	钢管总成			1	
38	20411-22GB*2W 10*850	胶管总成	Hose assembly		2	
39	LG818.07.02A	油缸Φ90/Φ45	Distributing hose		2	
40	LG816.07.08	钢管焊合	Arm oil cylinder		1	
41	LG818D I .07.03	钢管总成	Tilt cylinder small chamber pipe		1	
42	LG816.07.19	多路换向阀	Small chamber pipe from distribution valve to tilt	M12×55-8.8	1	
43	GB/T5782	螺栓 M12×55	Implement valve	M12-8	4	
44	GB/T6170	螺母 M12	Bolt	10	6	
45	L1CH-22-30GB	过渡接头	Nut	M8×30-8.8	4	



7.1 IMPLEMENT HYDRAULIC SYSTEM

Fig.22 Implement hydraulic system

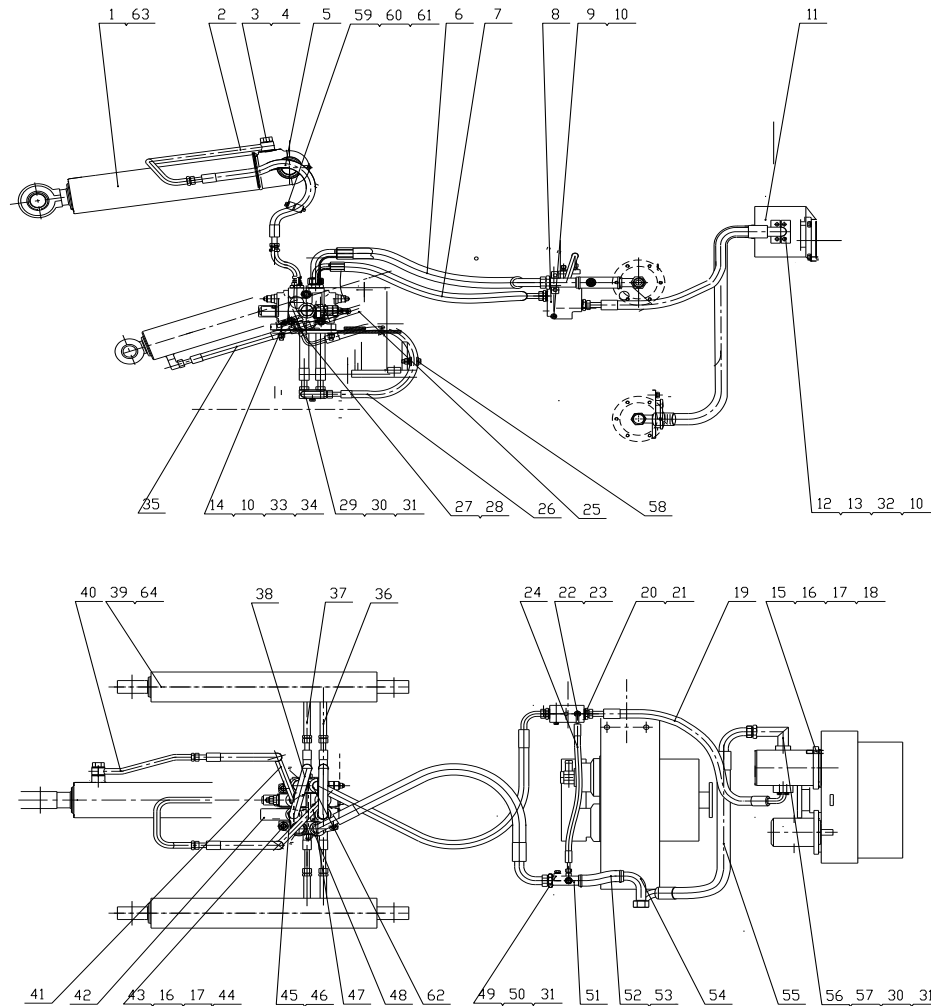


## 工作液压系统 Implement hydraulic system (CDM816D.07III) Fig.22

序号 Item	代号 Parts number	名称 Parts description		规格 Specification	数量 Qty	备注 Remarks
46	GB/T3452.1	O 形圈 26.5×2.65	A,B port connection from distribution valve to lift cylinder ,tilt cylinder		6	
47	LG818D.07 I .04	钢管焊接	O-ring	26.5×2.65	1	
48	LG816.07-005	接头体	Big chamber pipe from distribution valve to tilt		1	
49	LG853.07-002	压板	Hose from distribution valve to lift cylinder		1	
50	GB/T5783	螺栓 M10×40	Big chamber pipe of left side cylinder		2	
51	LG816.07.11	钢管焊接	Small chamber pipe of left side cylinder		1	
52	JB/T8870	喉箍 d44	Adapter		2	
53	%c25X2-170m m	回油箱夹布胶管总成	P port connection of distribution valve		1	
54	LG816.07.13	钢管焊接	Front/rear frame oil inlet transmit joint press plate		1	
55	20491-36T*2N16* 950/270°	胶管总成	Bolt	M10×40-8.8	1	
56	LG816.07.12	钢管焊接	Oil return socket		1	
57	GB/T3452.1	O 形圈 28×2.65	Hoop	32~44	1	
58	LG825.07-003	油管管夹	Oil return tank hose		2	
59	LG810.07-002	管夹	Oil return pipe		4	
60	GB/T5782	螺栓 M8×55	Oil suction hose		4	
61	LG810.07-001	压板	Oil suction pipe		2	
62	LG816.07-006	分配阀 P 口接头	O-ring	28.0×2.65	1	

7.1 IMPLEMENT HYDRAULIC SYSTEM

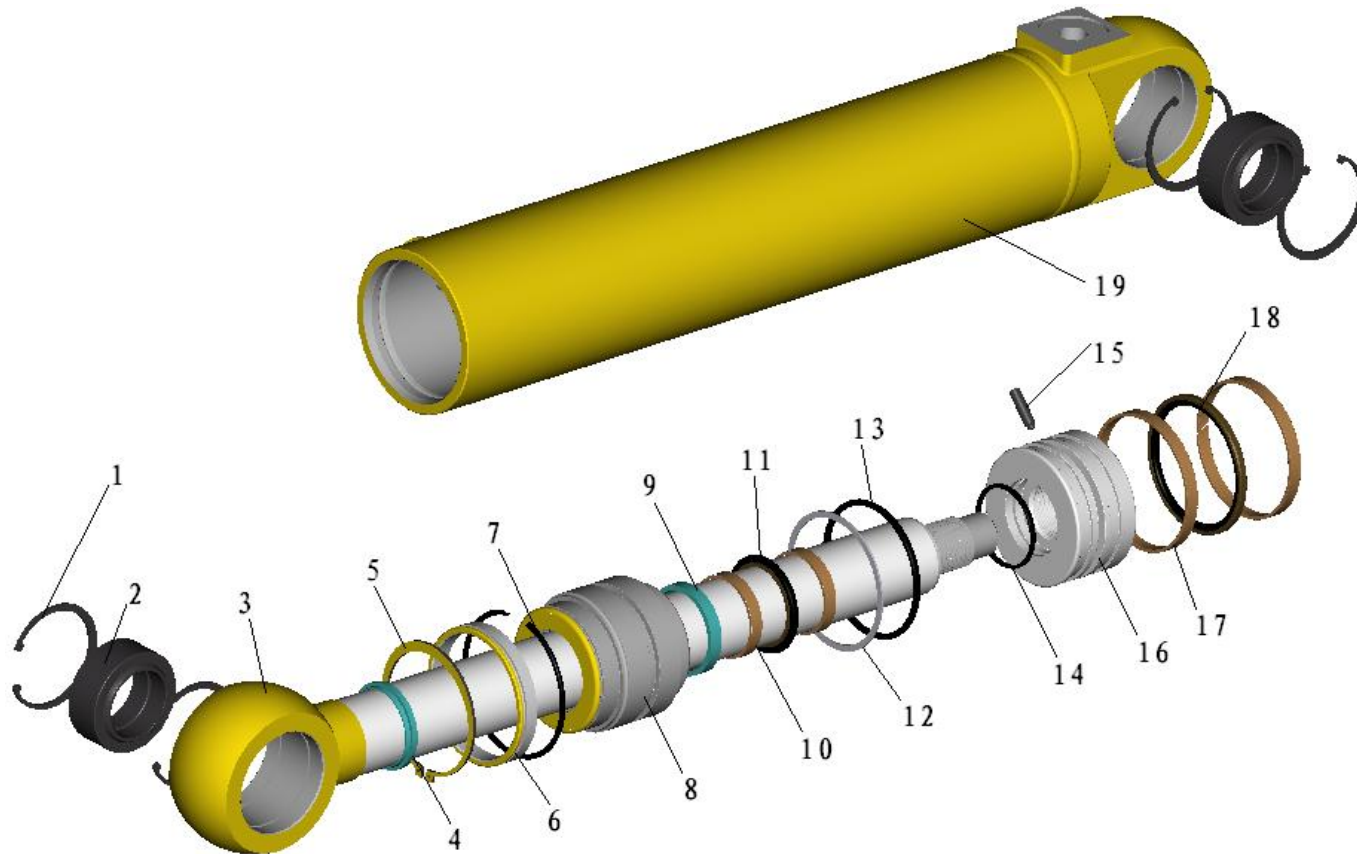
Fig.22 Implement hydraulic system





## 7.2 TURN FIGHTS OIL CYLINDER

Fig.23 Turn fights oil cylinder

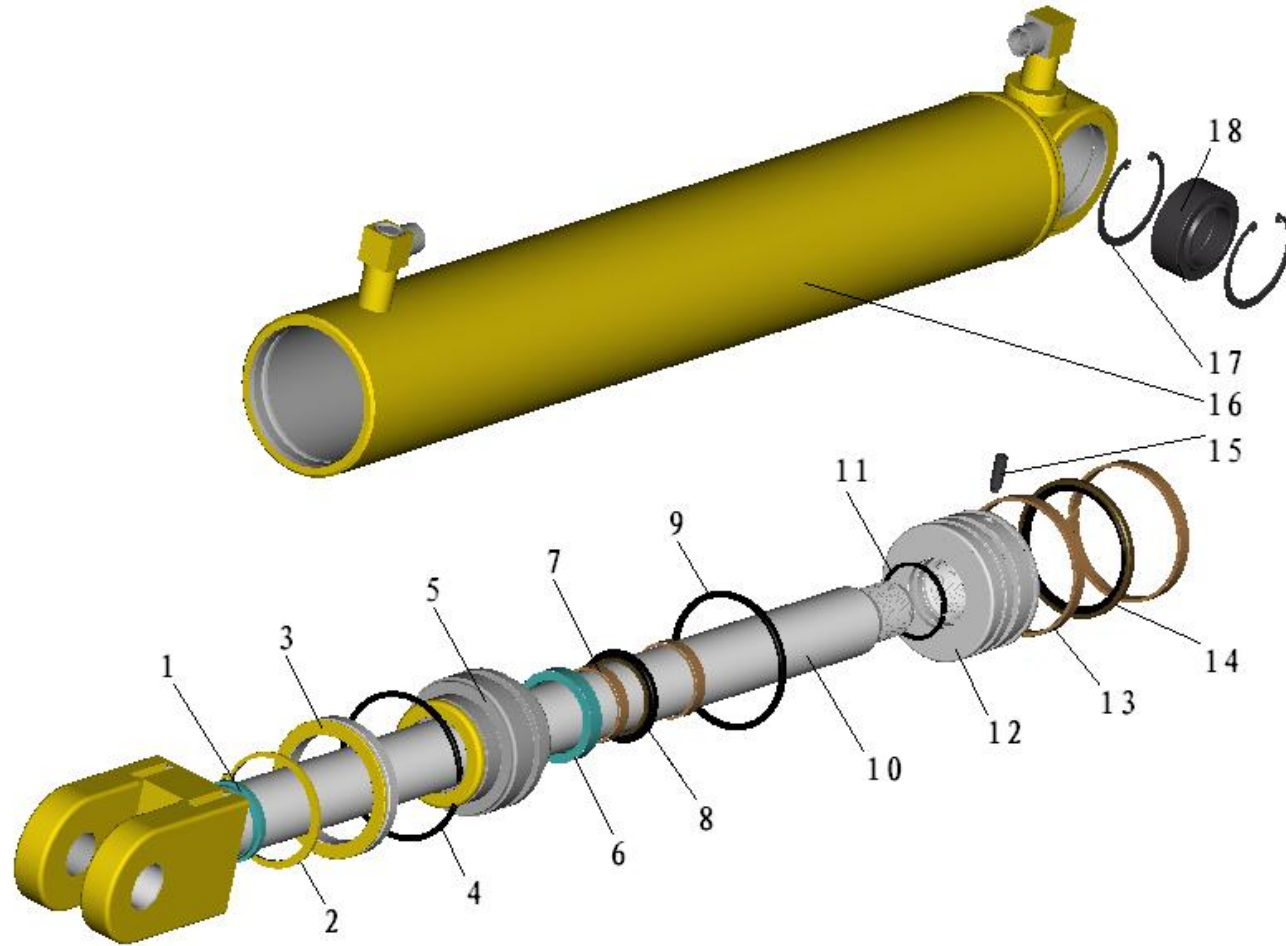


### 转斗油缸 TURN FIGHTS OIL CYLINDER (LG818.07.01) Fig.23

序号 Item	代号 Parts number	名称 Parts description		规格 Specification	数量 Qty	备注 Remarks
1	GB/T893.1	孔用弹性挡圈	Sprag	75	4	
2	GB/T9163	关节轴承 GE50ES-C3	Joint bearing ge50es-c3		2	
3	LG815.07.01-01	活塞杆	Piston rod		1	
4	56185000501	防尘圈	Proof ring	55×63×6	1	
5	GB/T894.1	挡圈	Spring sprag	90	1	
6	ZL50F-630001B	环	Ring		1	
7	ZL50F-630002A	弹簧挡圈	Spring sprag		1	
8	ZL50F-630003D	导向套	Guide sleeve		1	
9	56187001001	轴用密封圈	Seal ring	55×65×11	1	
10	56199002301	支撑环	Supporting ring	55×60×9.7	2	
11	56188000502	缓冲圈	Ring	55×70.5×6.3	1	
12	56192003901	挡圈	O-ring sprag	91.3×100×1.5	1	
13	AS568	O型圈	O- ring	88.27×5.33	1	
14	AS568	O型圈	O- ring	53.57×3.53	1	
15	GB/T77	螺钉	Cylinder end screw	M8×10	1	
16	ZL50F-630005C	活塞	Piston		1	
17	56199000301	支撑环	Piston supporting ring	95×100×9.7	2	
18	56189000101	活塞密封圈	Piston seal ring	100×84.5×6.3	1	
19	LG815.07.01.01	缸体	Cylinder body		1	

### 7.3 ARM OIL CYLINDER

Fig.24 Arm oil cylinder



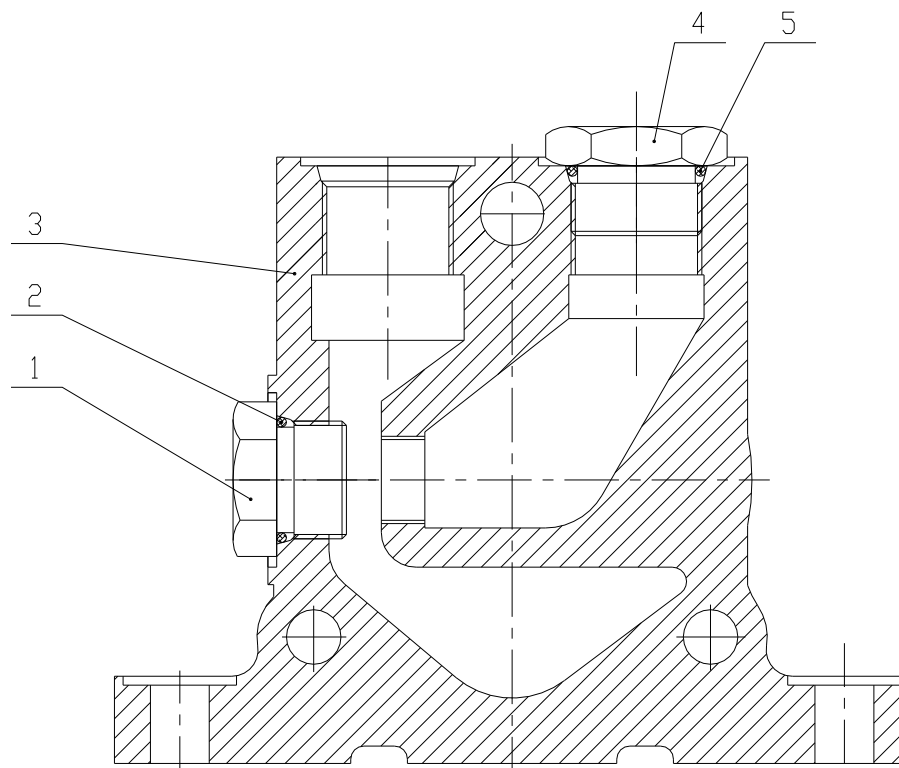
### 动臂油缸 ARM OIL CYLINDER (LG818.07.02) Fig.24

序号 Item	代号 Parts number	名称 Parts description	规格 Specification	数量 Qty	备注 Remarks	
1	56185000401	防尘圈	Dust proof ring	45×53×6	1	
2	GB/T894.1	挡圈	Spring sprag	70	1	
3	ZL40-630002B	环	Ring		1	
4	ZL40-630003A	弹簧挡圈	Spring sprag		1	
5	ZL40-630004D	导向套	Guide sleeve		1	
6	56187000801	轴用密封圈	Seal ring	45×60×12.5	1	
7	56199002201	支撑环	Supporting ring	45×50×9.7	2	
8	56188000302	缓冲圈	Ring	45×60.5×6.3	1	
9	AS568	O 型圈	O-ring	78.74×5.33	1	
10	LG815.07.02D.01	活塞杆	Piston rod		1	
11	AS568	O 型圈	O-ring	44.04×3.53	1	
12	ZL40-630005C	活塞	Piston		1	
13	56199003101	支撑环	Supporting ring	85×90×9.7	2	
14	56189002501	活塞密封圈	Loose stall for bores	90×74.5×6.3	1	
15	GB/T77	螺钉	Cylinder end screw	M8×10	1	
16	LG815.07.02B.01	缸体	Cylinder body		1	
17	GB/T893.1	挡圈	Spring sprag	62	4	
18	GB/T9163	关节轴承 GE40ES-C3	Joint bearing ge40es-c3		2	



### 7.4 RETURN OIL BODY PARTS

Fig.25 Return oil body parts

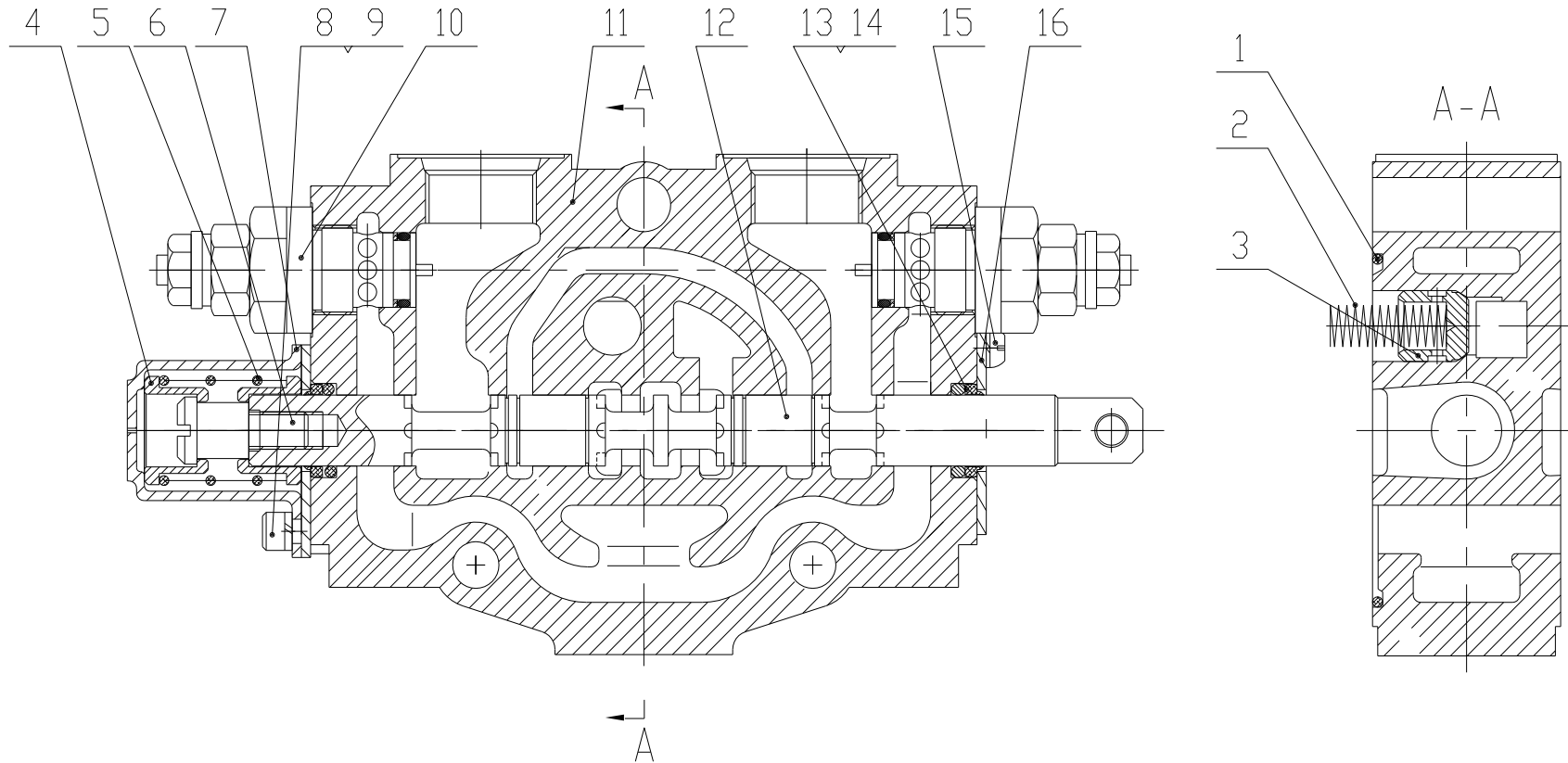


### 20D 回油阀体部件 RETURN OIL BODY PARTS (ZL20D-4.00) Fig.25

序号 Item	代号 Parts number	名称 Parts description		规格 Specification	数量 Qty	备注 Remarks
1	CDB-F20-10-03	螺塞 (2)	Plug screw (ii)	M27×2-6H	1	
2	GB3452.1-92	O 型圈	O-ring	23.6×2.65	1	
3	ZL20D-4.01	20D 回油	Oil return 20d		1	
4	CDB-F20-20-02	螺塞 (1)	Plug screw (i)	M30×2	1	
5	GB3452.1-92	O 型圈	O-ring	26.5×2.65	1	

### 7.5 TYPE O REVERSING VALVES OF

Fig.26 Type o reversing valves of

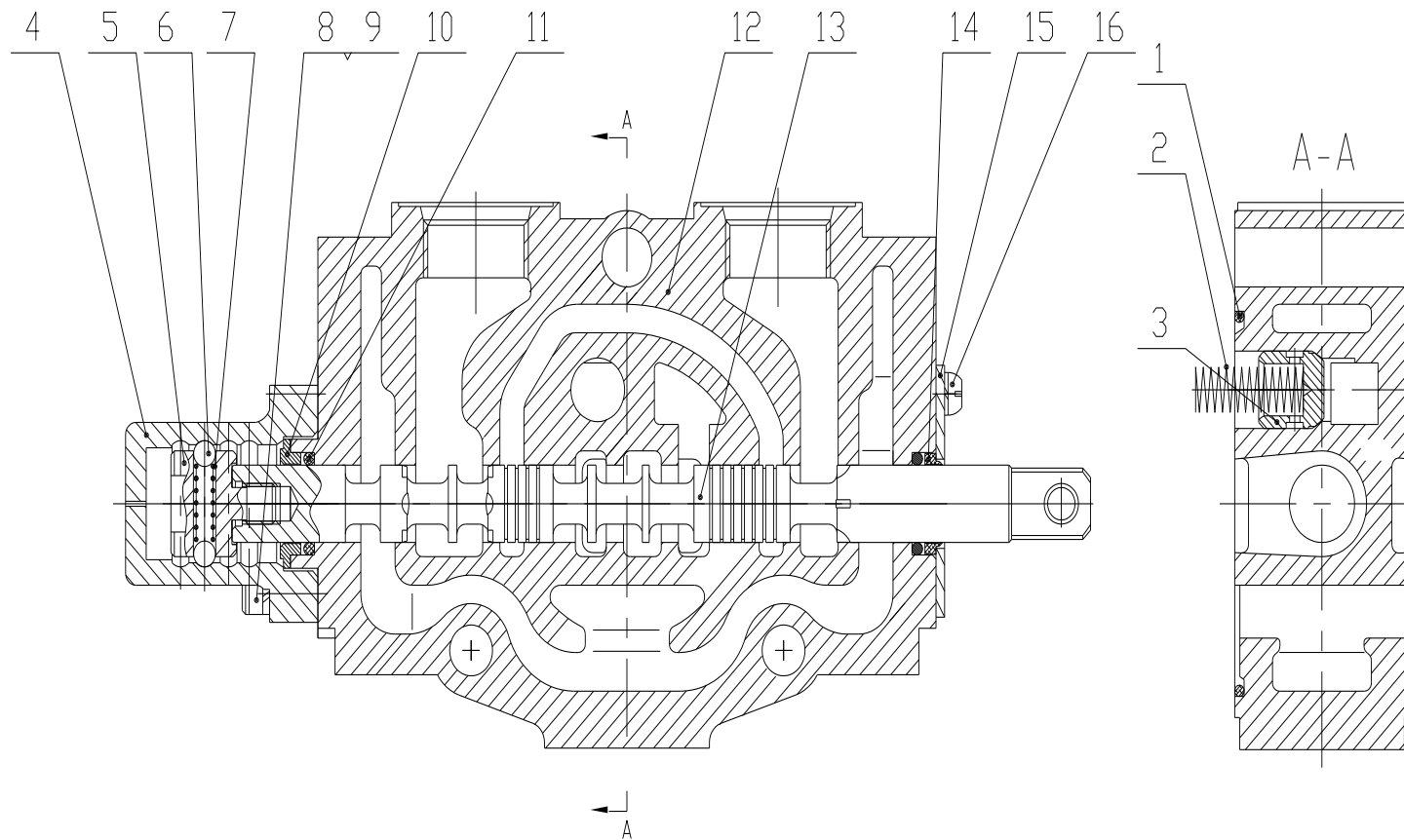


### O 型换向阀片(转斗联) TYPE O REVERSING VALVES OF (ZL20D-2.00) Fig.26

序号 Item	代号 Parts number	名称 Parts description		规格 Specification	数量 Qty	备注 Remarks
1	GB3452.1-82	O 型密封圈	O-ring seal	87.5×3.55	1	
2	CDB-F20-20-07	单向阀弹簧	One-way valve spring		1	
3	CDB-F20-20-06	单向阀	One-way valve		1	
4	CDB-F20-20-08	弹簧座	Spring seat		2	
5	CDB-F20-20-05	复位弹簧	Offsetting spring		1	
6	CDB-F20-30-02	轴堵	Shaft plug		1	
7	CDB-F20-20-04	端盖	End cover		1	
8	GB70-85	内六角螺钉	Inner hexagon screw	M6×14	2	
9	GB859-87	垫圈	Washer	Φ6	4	
10	YBF-02	二次溢流阀	Oil relief valve		2	
11	ZL20D-2.01	过载阀体	Over-load valve body		1	
12	ZL20D-2.02	O 型滑阀	O-slide valve		1	
13	GB3452.1-82	O 型密封圈	O-ring seal	19×3.55	2	
14	CDB-F20-20-11	防尘圈	Dust proof ring		2	
15	GB65-85	十字螺钉	Cross screw	M6×10	2	
16	CDB-F20-20-03	垫片	Gasket		2	

### 7.6 TYPE O REVERSING VALVES OF

Fig.27 Type o reversing valves of



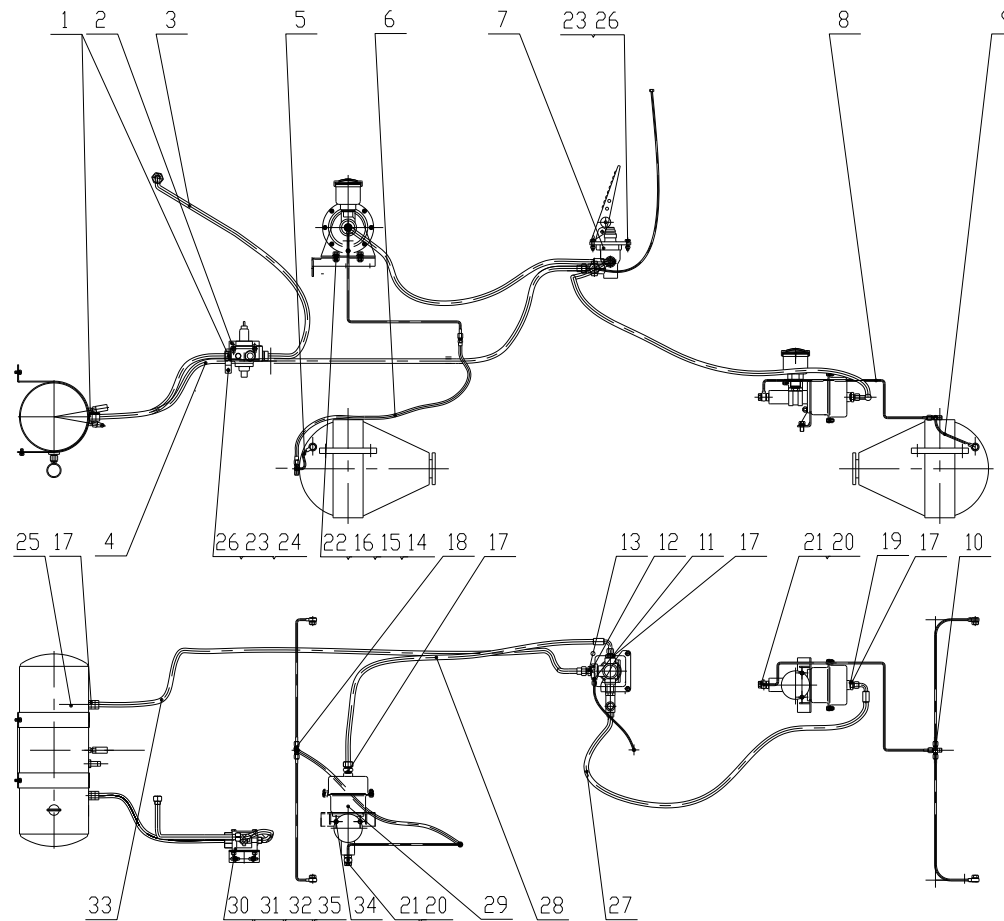
### O 型换向阀片(动臂联) TYPE O REVERSING VALVES OF (ZL20D-3.00) Fig.27

序号 Item	代号 Parts number	名称 Parts description		规格 Specification	数量 Qty	备注 Remarks
1	GB3452.1-82	O 型密封圈	O-ring seal	87.5×3.55	1	
2	CDB-F20-20-07	单向阀弹簧	One-way valve spring		1	
3	CDB-F20-20-06	单向阀	One-way valve		1	
4	CDB-F20-20-08	弹簧座	Spring seat		2	
5	CDB-F20-20-05	复位弹簧	Offsetting spring		1	
6	CDB-F20-30-02	轴堵	Shaft plug		1	
7	CDB-F20-20-04	端盖	End cover		1	
8	GB70-85	内六角螺钉	Inner hexagon screw	M6×14	2	
9	GB859-87	垫圈	Washer	Φ6	4	
10	YBF-02	二次溢流阀	Oil relief valve		2	
11	ZL20D-2.01	过载阀体	Over-load valve body		1	
12	ZL20D-2.02	O 型滑阀	O-slide valve		1	
13	GB3452.1-82	O 型密封圈	O-ring seal	19×3.55	2	
14	CDB-F20-20-11	防尘圈	Dust proof ring		2	
15	GB65-85	十字螺钉	Cross screw	M6×10	2	
16	CDB-F20-20-03	垫片	Gasket		2	

## VIII. SERVICE BRAKE SYSTEM

### 8.1 SERVICE BRAKE SYSTEM

Fig.28 Service brake system



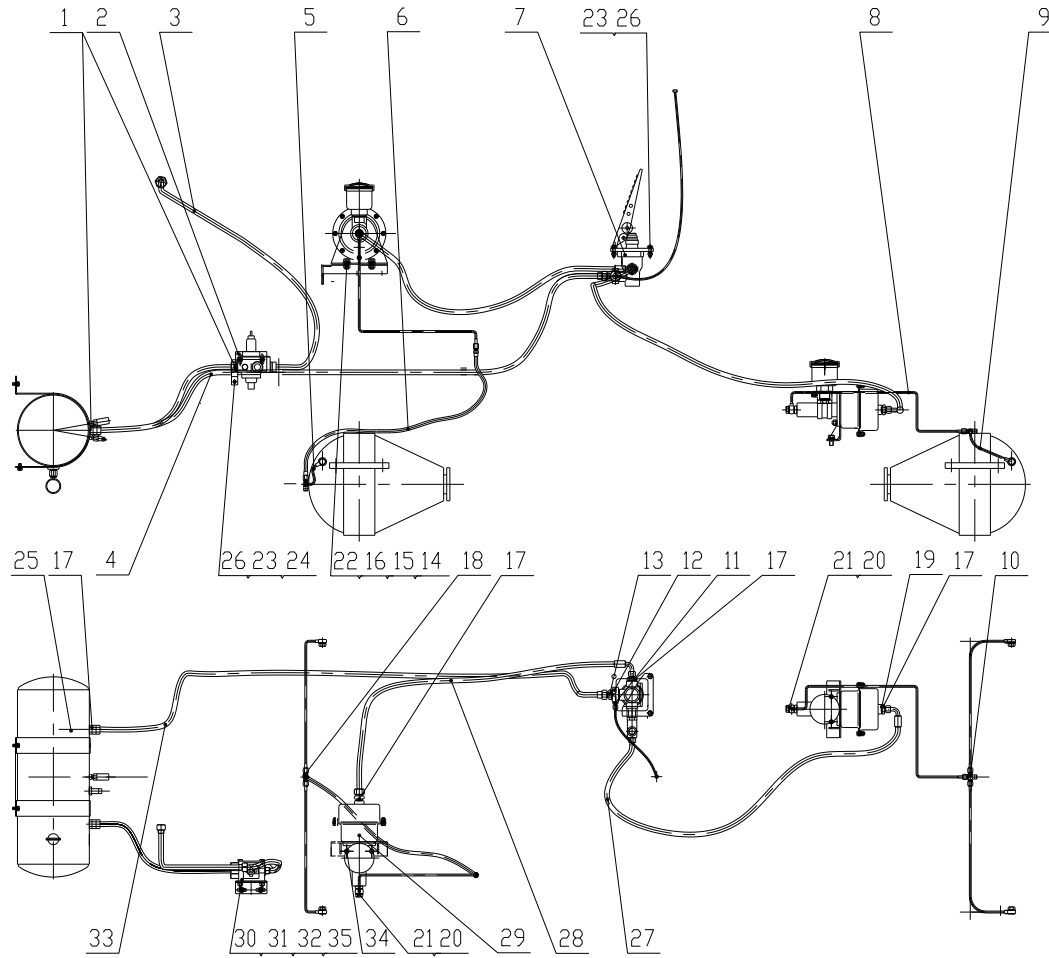
## 脚制动系统 Service brake system (LG816B.08) /Fig.28

序号 Item	代号 Parts number	名称 Parts description		规格 Specification	数量 Qty	备注 Remarks
1	L1QL-18-22	过渡接头	Transit connector		3	LG853.08-001
2	LG816.08-001	卸荷阀支架	Relief valve bracket		1	
3	20711-18T/20791-18 TxJS05x900	胶管总成	Hose assembly		1	
4	LG853.08.02	钢丝软管总成	Wiring hose assembly		1	308009-14D
5	LG816.08.01	钢管焊接	Pipe weldment		3	
6	LG853.08.11	制动软管总成	Brake hose assembly		1	NJ130
7	LG853.08.09	气制动阀	Air brake valve		1	XM60D-3514002
8	LG853.08.03	前加力泵出油管总成	Front booster pump outlet pipe assembly		1	
9	LG816.08.02	钢管焊接	Pipe weldment		2	
10	LG853.08-012	三通接头	T-connector		1	
11	LG853.01-002	油压传感接头	Oil pressure sensing connector		1	
12	LG853.08-007	测压接头座	Pressure connector seat		1	
13	LG853.08-006	进气接头	Air inlet connector		1	
14	GB/T93	垫圈	Washer	12	4	
15	GB/T97.1	垫圈	Washer	12	4	



8.1 SERVICE BRAKE SYSTEM

Fig.28 Service brake system

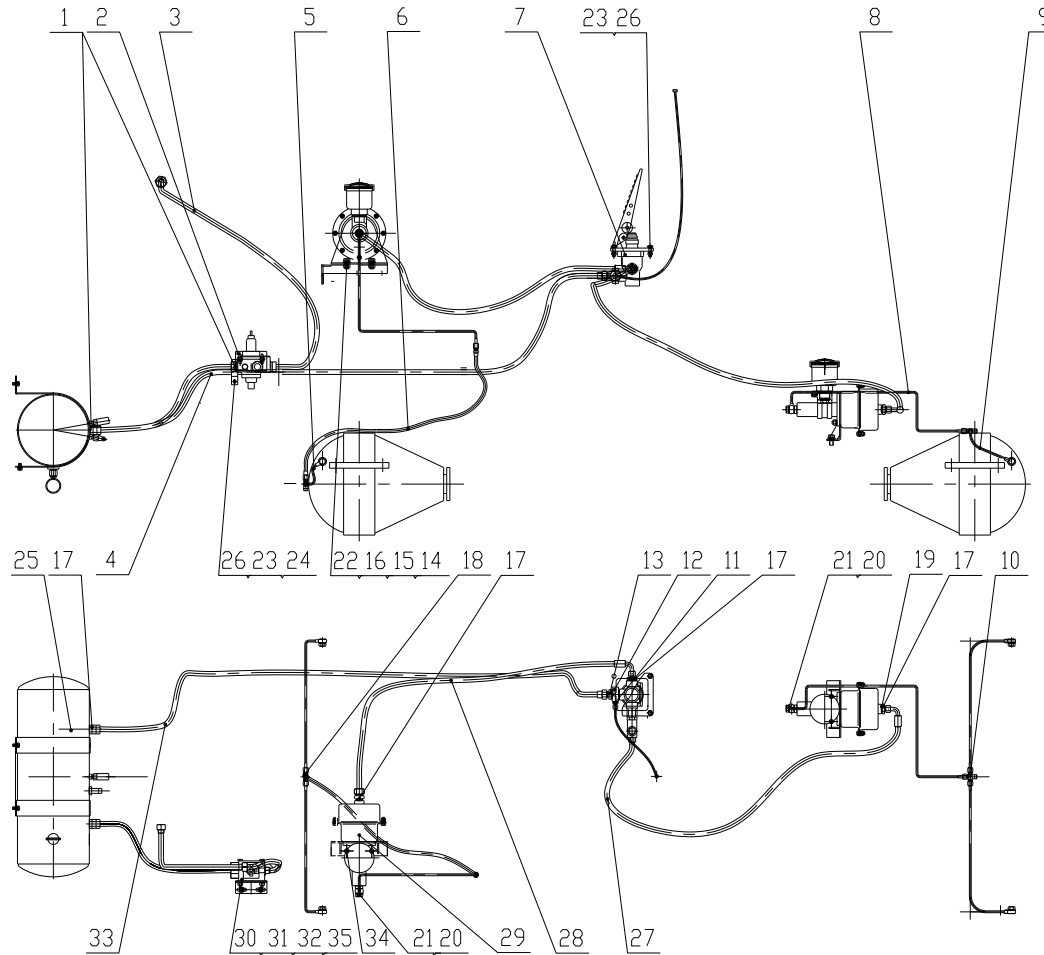


## 脚制动系统 Service brake system (LG816B.08) /Fig.26

序号 Item	代号 Parts number	名称 Parts description		规格 Specification	数量 Qty	备注 Remarks
16	GB/T6170	螺母	Nut	M12-8	2	
17	L1QL-16-22	过渡接头	Transit connector		3	LG853.08-013
18	LG853.08-014	三通接头	T-connector		1	
19	JB/T966	垫圈	Washer	22	6	
20	JB/T966	垫圈	Washer	12	12	
21	LG853.08-004	联接螺栓	Connecting bolt		6	
22	GB/T5783	螺栓	Bolt	M12×30-8.8	4	
23	GB/T93	垫圈	Washer	8	10	
24	GB/T97.1	垫圈	Washer	8	6	
25	LG816.08.04	储气筒总成	Air tank assembly		1	
26	GB/T5783	螺栓	Bolt	M8×25-8.8	6	
27	20791-16T*1W05*1800	胶管总成	Hose assembly		1	
28	20711-16T/20791-16T*1W05*1200	胶管总成	Hose assembly		1	
29	LG30F.08.10	加力泵总成	Booster pump assembly		2	LYG20
30	LG853.08.08	卸荷阀总成	Relief valve assembly		1	
31	GB/T5782	螺栓	Bolt	M8×75-8.8	2	

8.1 SERVICE BRAKE SYSTEM

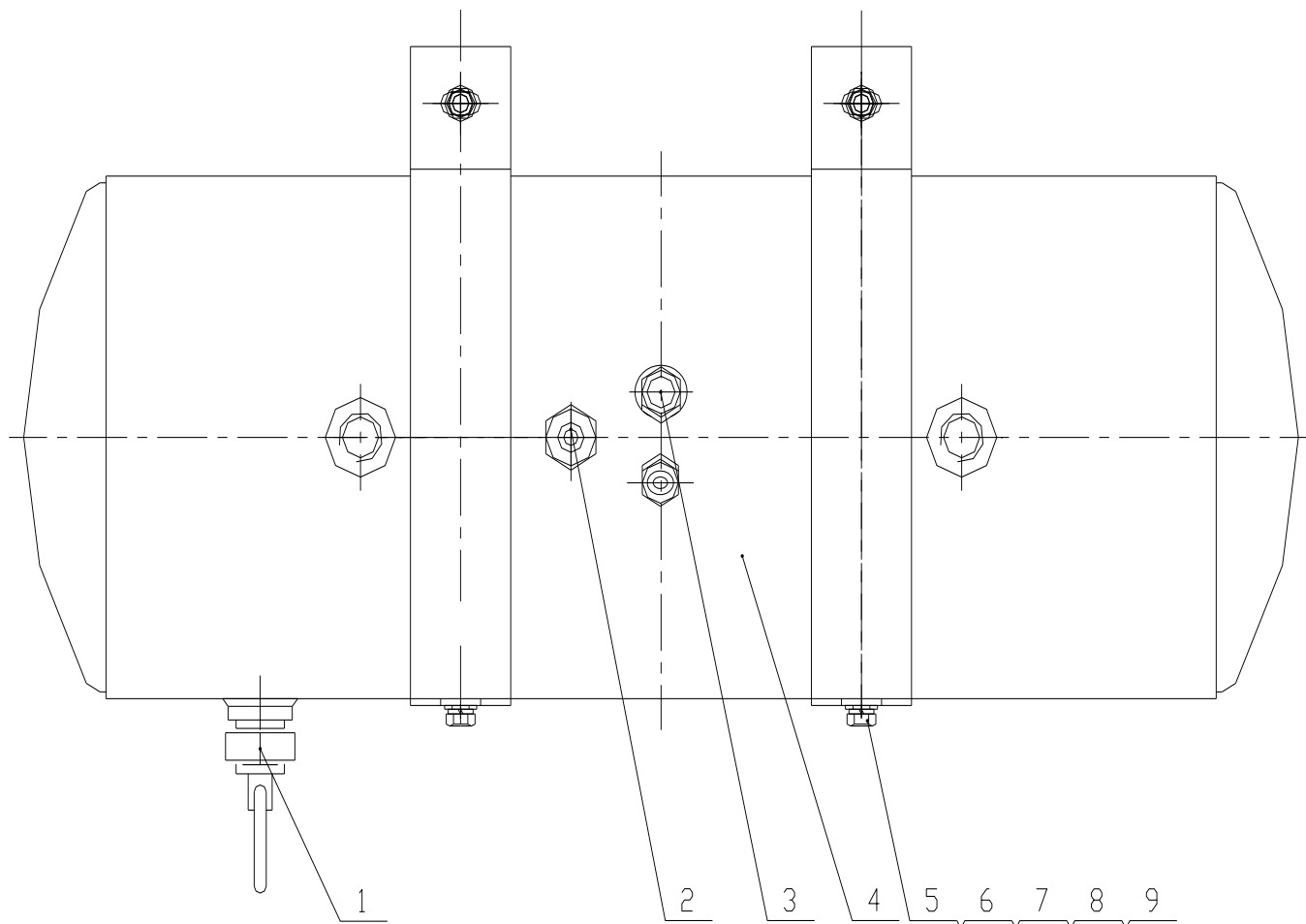
Fig.28 Service brake system





### 8.2 AIR TANK ASSEMBLY

Fig.29 Air tank assembly



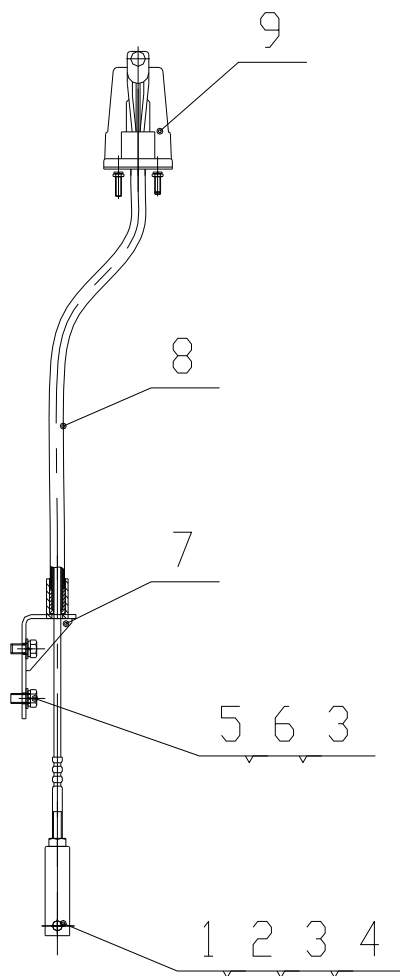
### 储气筒总成 Air tank assembly (LG816.08.04) /Fig.29

序号 Item	代号 Parts number	名称 Parts description		规格 Specification	数量 Qty	备注 Remarks
1	LG853.08.01.03	放水阀	Water drain valve		1	MQP-3553
2	LG853.08.01.02	充气阀	Inflation valve		1	408409-409
3	LG853.08.01.04	安全阀	Safety valve		1	JN150-35011030
4	LG816.08.04.01	储气筒焊合	Air reservoir assembly		1	
5	GB/T93	垫圈	Washer	8	4	
6	GB/T5783	螺栓	Bolt	M8×16-8.8	2	
7	GB/T97.1	垫圈	Washer	8	6	
8	GB/T6170	螺母	Nut	M8-8	2	
9	GB/T5783	螺栓	Bolt	M8×35-8.8	2	

## IX. PARKING BRAKE SYSTEM

### 9.1 PARKING BRAKE SYSTEM

Fig.30 Parking brake system



## 手制动系统 Parking brake system (LG816.09) /Fig.30

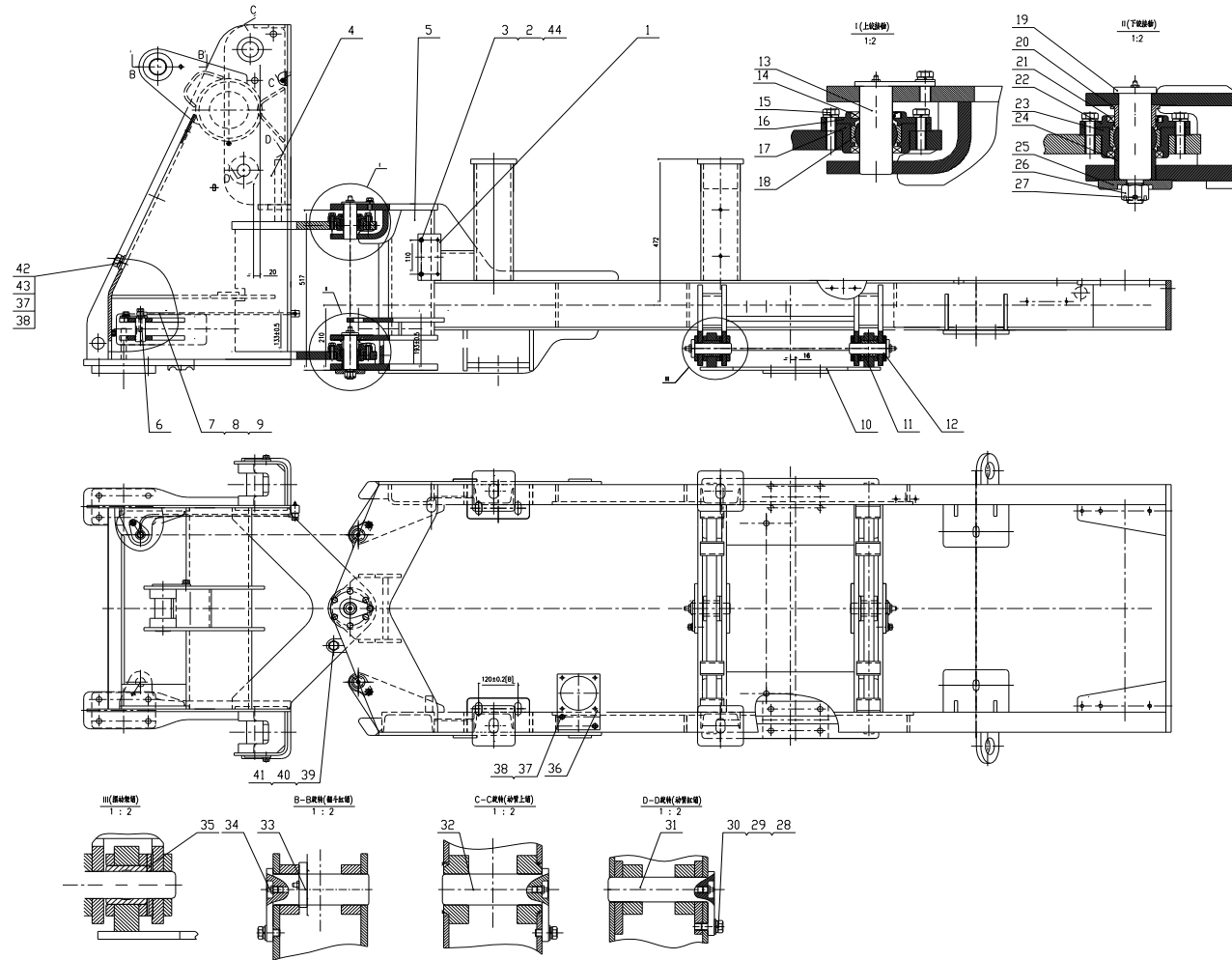
序号 Item	代号 Parts number	名称 Parts description		规格 Specification	数量 Qty	备注 Remarks
1	LG853.09-001	软轴连接叉	Flexible shaft connecting fork		1	409001B
2	GB91	开口销	Cotter pin	2.5×35	1	
3	GB/T97.1	垫圈	Washer	10	3	
4	GB882	销轴	Pin	10×35	1	
5	GB/T5783	螺栓	Bolt	M10×20-8.8	2	
6	GB/T93	垫圈	Washer	10	2	
7	LG816.09.01	软轴固定架焊合	Flexible shaft fixing bracket		1	
8	LG853.09.02	手制动软轴总成	Parking brake flexible shaft assembly		1	309001-001D
9	LG853.09.03	手刹操纵装置总成	Parking brake control equipment assembly		1	309300D



# X. FRAME SYSTEM

## 10.1 FRAME SYSTEM

Fig.31 Frame system

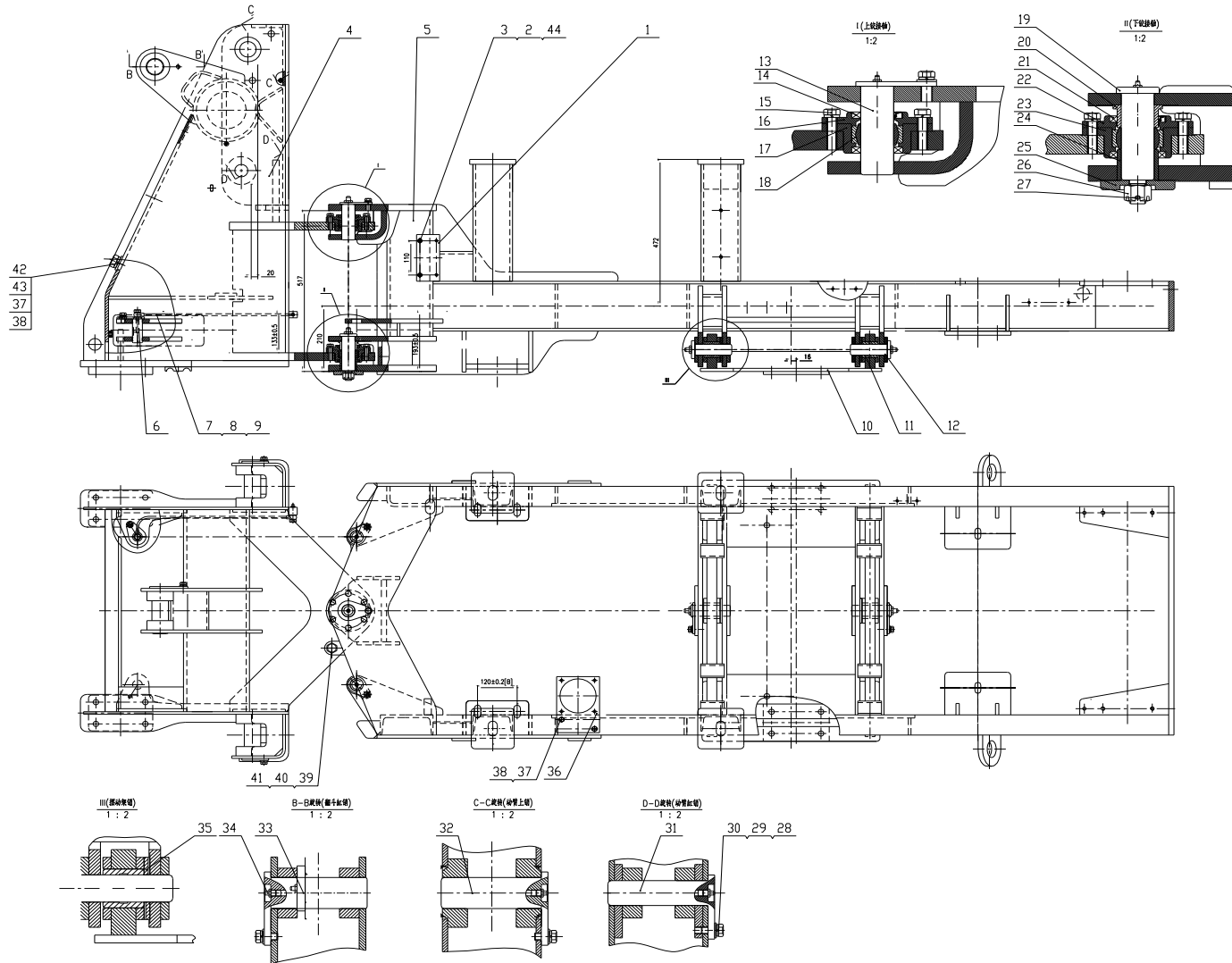


## 车架系统 Frame system (LG818D.10) Fig.31

序号 Item	代号 Parts number	名称 Parts description		规格 Specification	数量 Qty	备注 Remarks
1	LG816.10-001	优先阀固定板	Priority valve securing board		1	
2	GB/T93	垫圈	Washer	8	2	
3	GB/T5783	螺栓	Bolt	M8×20-8.8	2	
4	LG818D.10 I .01	前车架焊合	Front frame weldment		1	
5	LG818D.10 I .02	后车架焊合	Rear frame weldment		1	
6	LG816.10.05	转向缸销	Steering cylinder pin weldment		2	
7	LG816.10.06	钢管焊合	Pipe weldment		1	
8	LG853.05.02-012	通油螺栓	Oil bolt		2	
9	LG853.10.06-005	垫圈	Washer	10	4	
10	LG816.10.08	摆动架焊合	Oscillating suspension weldment		1	
11	LG816.10-002	摆动架轴套	Oscillating suspension shaft sleeve		2	
12	LG816.10.09	摆动架销焊合	Oscillating suspension pin weldment		2	
13	LG816.10.10	上铰接销轴焊合	Upper hitch pin		1	
14	GB/T13871.1	密封圈	Seal	FW40×62×8	2	

10.1 FRAME SYSTEM

Fig.31 Frame system

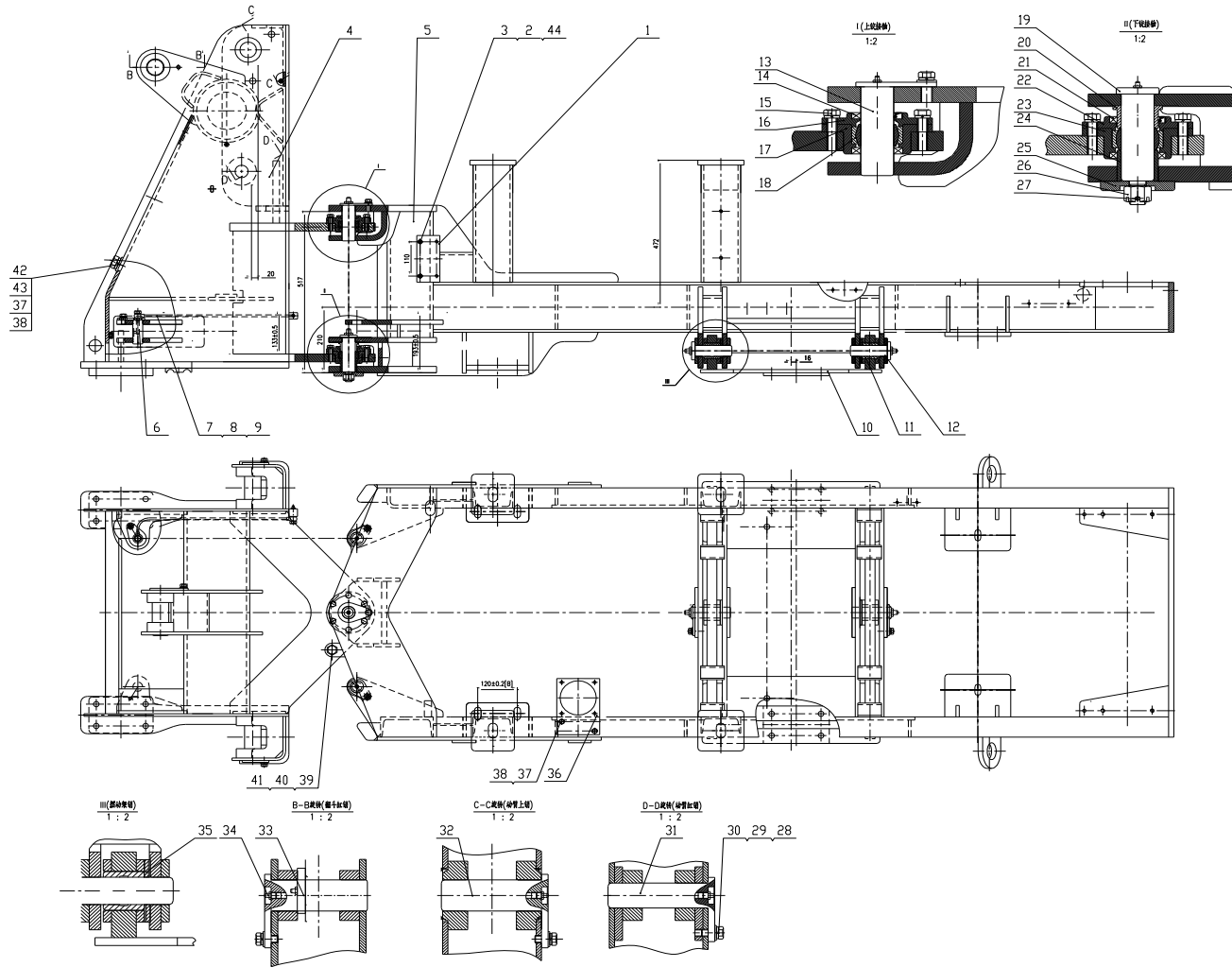


车架系统 Frame system (LG818D.10) Fig.31

序号 Item	代号 Parts number	名称 Parts description		规格 Specification	数量 Qty	备注 Remarks
15	GB/T5783	螺栓	Bolt	M12×40-8.8	12	
16	LG816.10-003	上轴承盖	Upper bearing cover		1	
17	LG816.10-004	上轴承座	Upper bearing cover		1	
18	GB/T9163	关节轴承	Joint bearing ge40es	GE40ES	2	
19	LG816.10-005	下铰接销轴	Lower bearing pin		1	
20	LG816.10-006	下铰接上套	Lower hitch pin upper bush		1	
21	GB/T13871.1	密封圈	Seal ring	FW50×68×8	2	
22	LG816.10-007	下轴承盖	Lower bearing cover		1	
23	LG816.10-008	下轴承座	Lower bearing seat		1	
24	LG816.10-009	下铰接下套	Lower hitch pin lower bush		1	
25	LG816.10-011	垫板	Spacer		1	
26	GB/T9459	螺母	Nut	M20×2-5	1	
27	GB/T91	开口销	Cotter pin	5×50	1	
28	GB/T5783	螺栓	Bolt	M12×25-8.8	10	
29	GB/T97.1	垫圈	Washer	12	10	
30	GB/T93	垫圈	Washer	12	22	

10.1 FRAME SYSTEM

Fig.31 Frame system



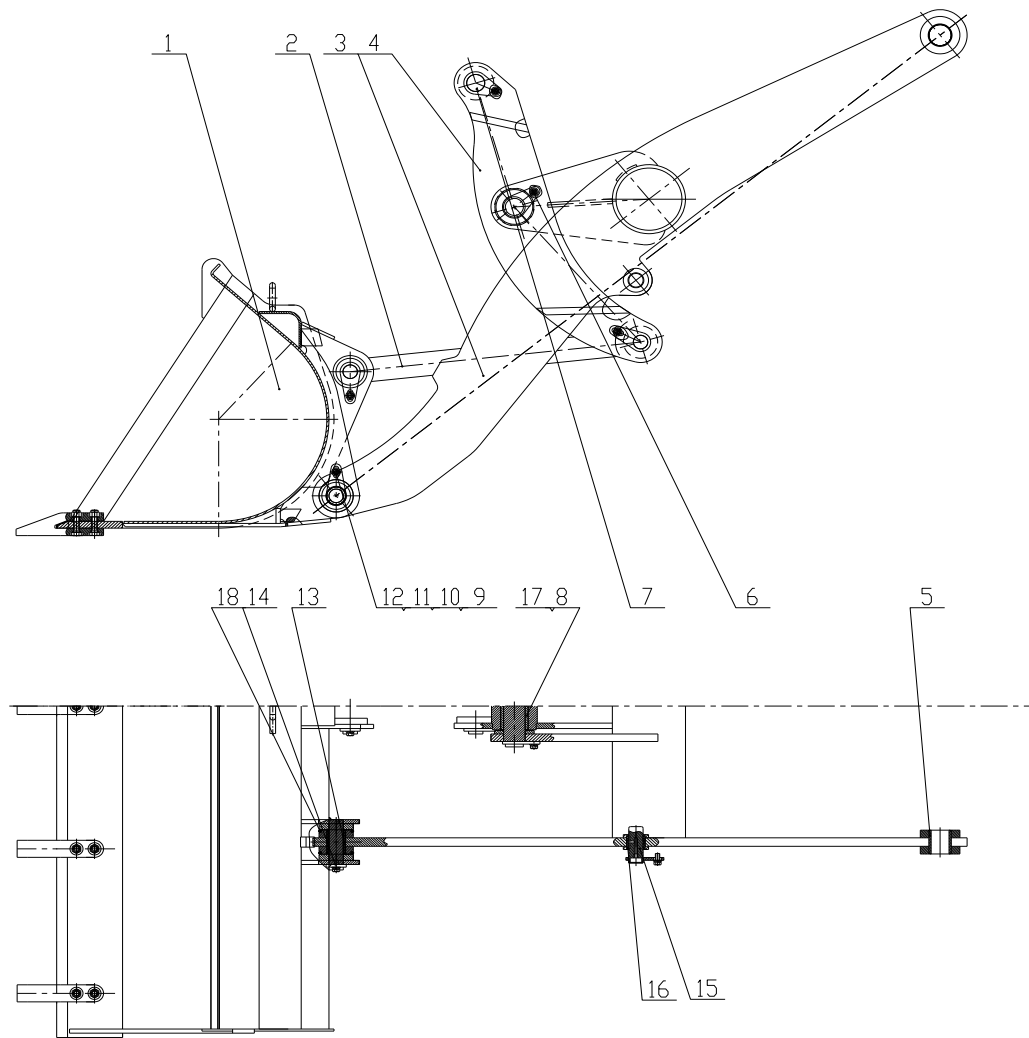
## 车架系统 Frame system (LG818D.10) Fig.31

序号 Item	代号 Parts number	名称 Parts description	规格 Specification	数量 Qty	备注 Remarks	
31	LG816.10.11	动臂缸销焊合	Lift cylinder pin weldment	2		
32	LG816.10.12	动臂上销焊合	Lift arm upper pin weldment	2		
33	LG816.10.13	翻斗缸销焊合	Tilt arm pin weldment	1		
34	JB/T7940.1	油杯	Oil cup	M10×1	11	
35	LG816.10-012	摆动架铜垫	Oscillating suspension copper pad	2		
36	LG816.10-013	滤油器固定板	Fixing board of filter	1		
37	GB/T5783	螺栓	Bolt	M10×20-8.8	9	
38	GB/T93	垫圈	Washer	10	9	
39	GB/T5782	螺栓	Bolt	M20×100-8.8	1	
40	GB/T93	垫圈	Washer	20	1	
41	GB/T6170	螺母	Nut	M20-8	1	
42	LG818.10-014	盖板	Cover board	1		
43	GB/T97.1	垫圈	Washer	10	9	
44	GB/T97.1	垫圈	Washer	8	2	

## XI. IMPLEMENT SYSTEM

### 11.1 IMPLEMENT SYSTEM

Fig.32 Implement system



工作装置系统 Implement System (LG816D.11) Fig.32

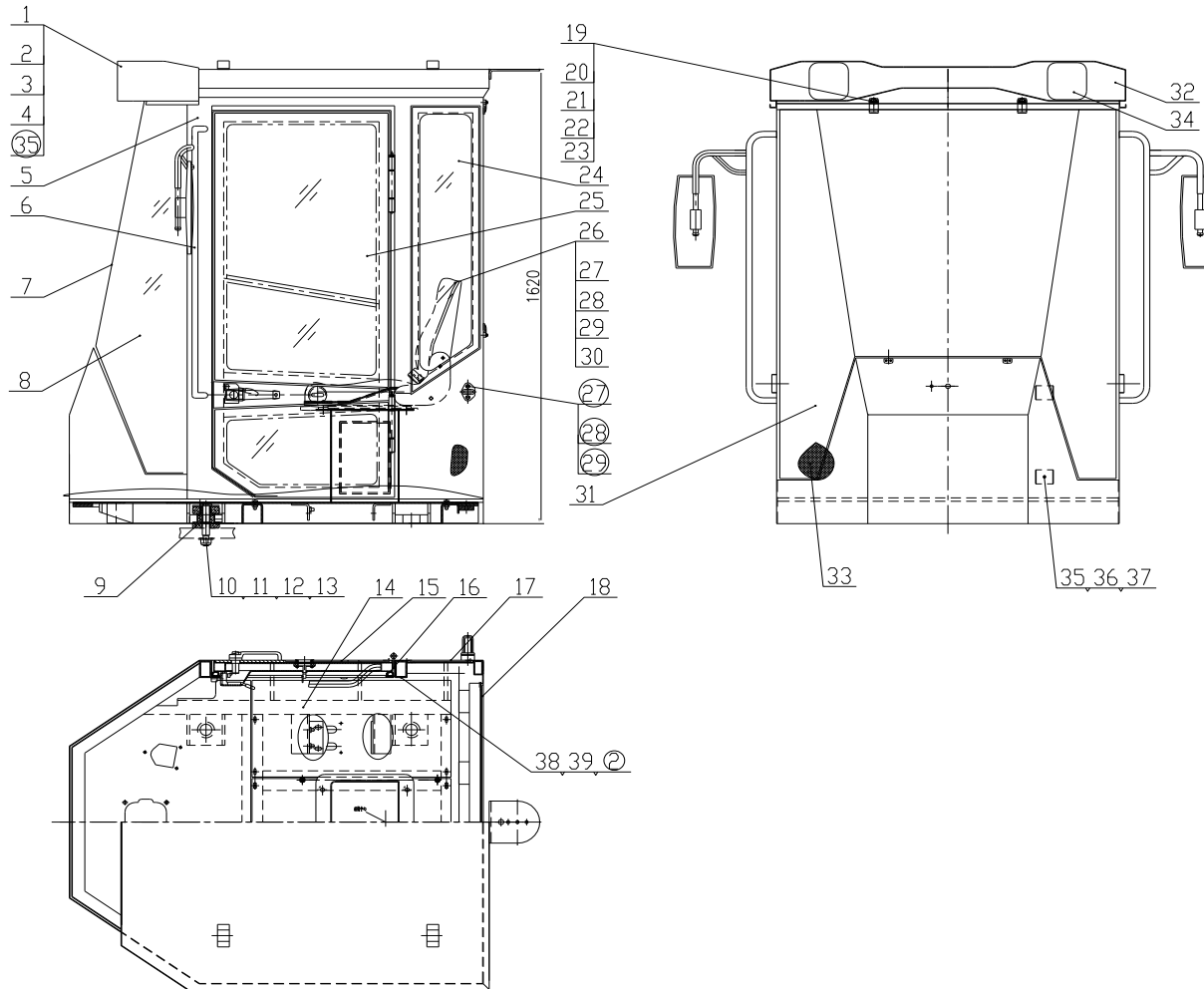
序号 Item	代号 Parts number	名称 Parts description	规格 Specification	数量 Qty	备注 Remarks
1	LG816D.11.01	铲斗	Bucket weldment	1	
2	LG818.11.02	拉杆	Poll rod weldment	1	
3	LG818.11.03	动臂	Lift arm weldment	1	
4	LG816.11.04	摇臂	Tilt arm weldment	1	
5	LG816.11-001	动臂上轴套	Lift arm upper shaft sleeve	2	
6	LG816.11.06	摇臂中销轴焊合	Tilt arm middle pin weldment	1	
7	LG816.11.07	摇臂上销焊合	Tilt arm upper pin weldment	1	
8	LG816.11-002	摇臂中轴套	Tilt arm middle bush	2	
9	GB/T93	垫圈	Washer	12	8
10	GB/T97.1	垫圈	Washer	12	8
11	GB/T5783	螺栓	Bolt	M12×25-8.8	8
12	LG816.11.08	铲斗销轴焊合	Bucket pin weldment	4	
13	LG816.11-003	动臂轴套	Lift arm bush	4	
14	JB/T7940.1	油杯	Oil cup m10×1	8	
15	LG816B.11.05	动臂缸上销轴焊合	Lift arm upper pin weldment	2	
16	LG816B.11-001	动臂缸轴套	Lift cylinder bush	2	
17	LG816.11-004	隔套	Separating sleeve	1	
18	LG816B.11-002	O型圈密封圈	O-ring	4	



## XII. CAB SYSTEM

### 12.1 CAB SYSTEM

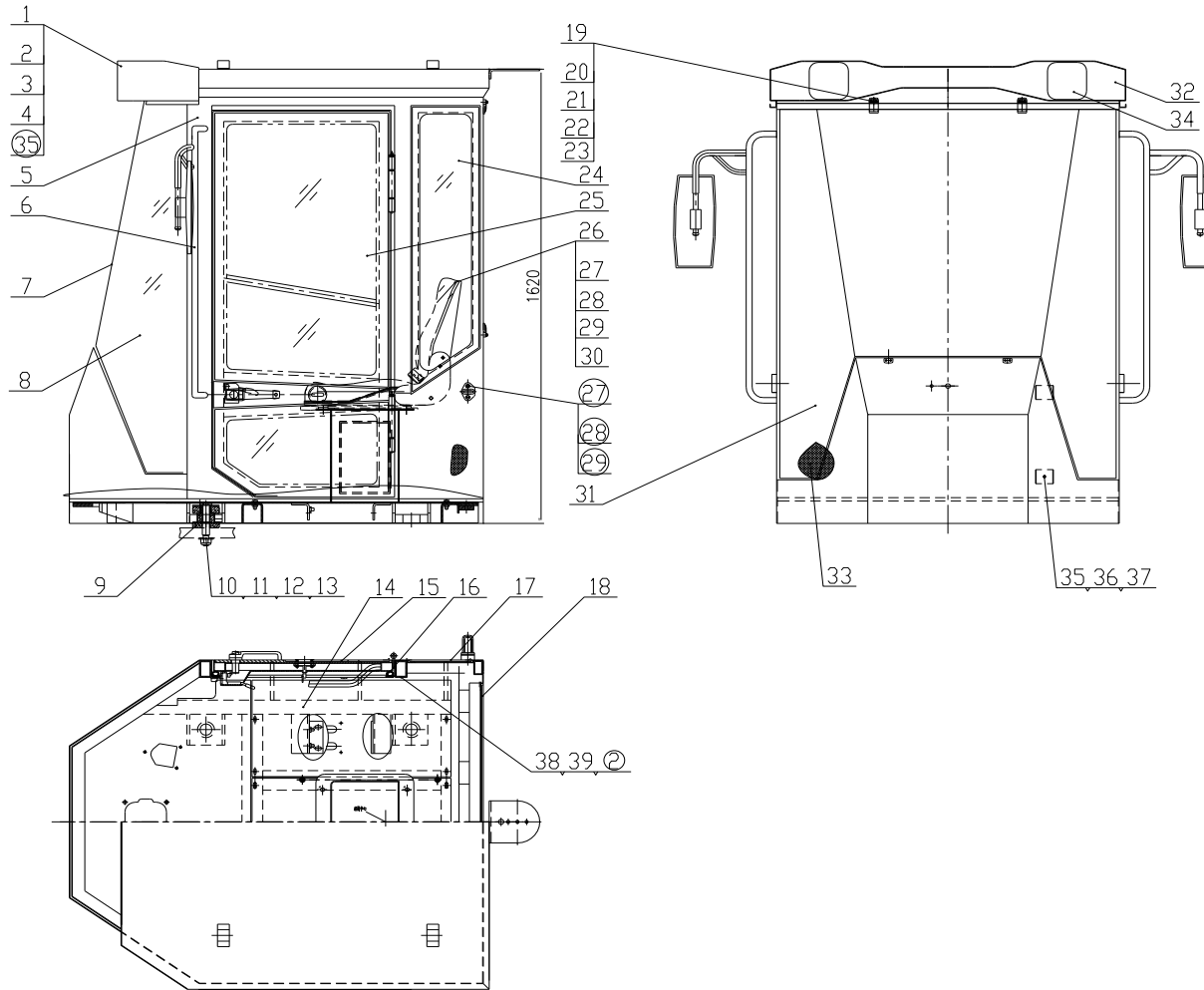
Fig.33 Cab system



驾驶室系统 Cab system (CDM823D.12) /Fig.33						
序号 Item	代号 Parts number	名称 Parts description		规格 Specification	数量 Qty	备注 Remarks
1	GB/T5783	螺栓	Bolt	M6×25-8.8	4	
2	GB/T93	垫圈	Washer	6	7	
3	GB/T96.1	垫圈	Washer	6	6	
4	GB/T6170	螺母	Nut	M6-8	2	
5	CDM823D.12.01	驾驶室焊合	Cab weldment		1	
6	ZQP-142	倒车镜	Back up mirror		2	
7	LG823D.12-001	前玻璃	Front window glass		1	
8	LG823D.12-002	左前侧玻璃	Left and front side glass		1	
9	LG853.12.05	橡胶垫	Rubber pad		4	
10	LG853.12-011	销	Pin		4	
11	GB/T889.2	尼龙自锁螺母	Nylon locknut	M18×1.5-8	4	
12	LG853.12-010	垫圈	Washer		4	
13	LG853.12-012	垫板	Tie plate		16	
14	LG823D.12.02	底座总成	Seat assembly		1	
15	LG823D.12.03	右门总成	Left door assembly		1	
16	LG856.12.09	门框胶条	Door belt			2×4.2m

12.1 CAB SYSTEM

Fig.33 Cab system

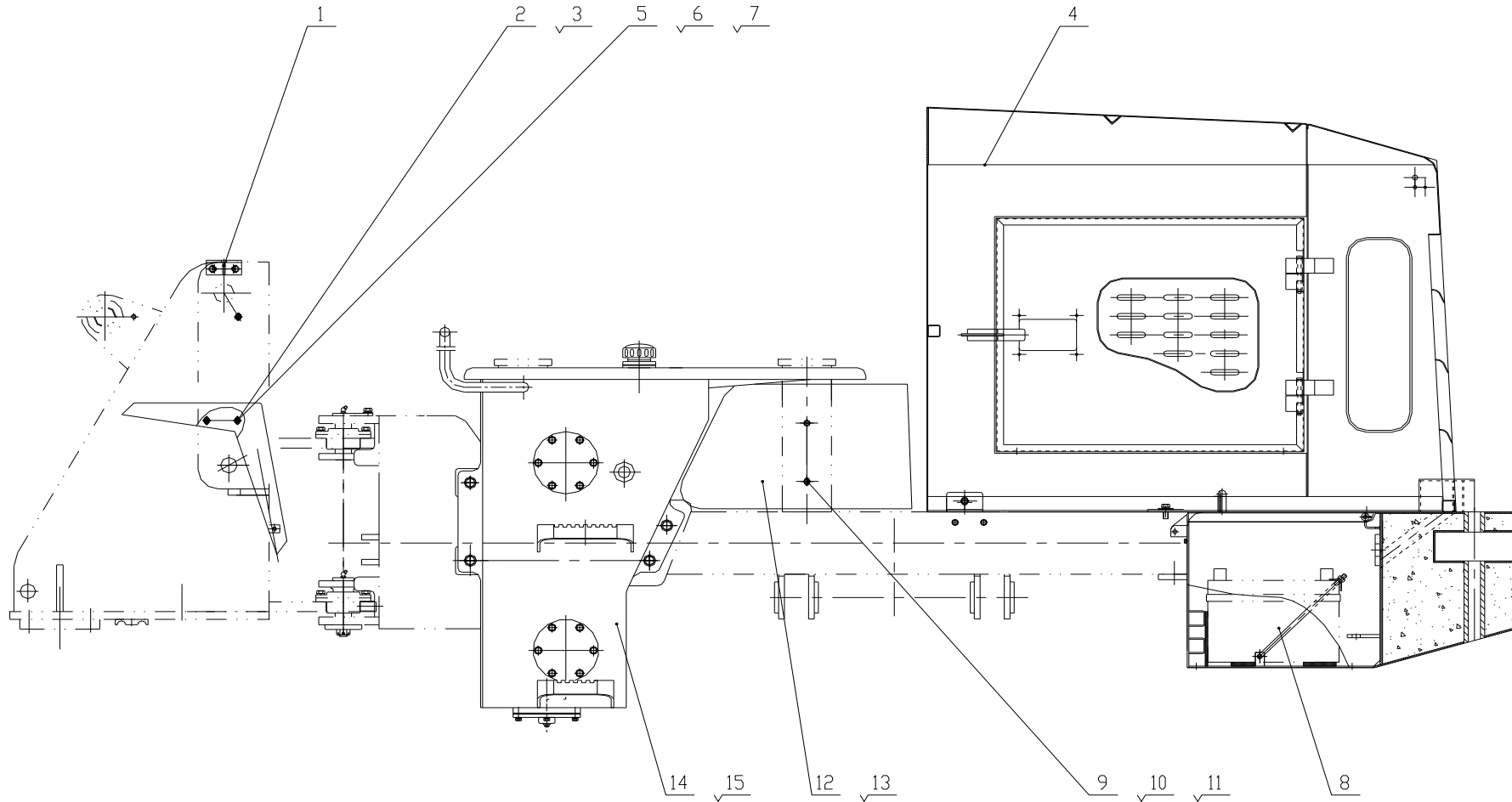


驾驶室系统 Cab system (CDM823D.12) /Fig.33						
序号 Item	代号 Parts number	名称 Parts description		规格 Specification	数量 Qty	备注 Remarks
33	LG823D.12.06	驾驶室内饰总成	Cab interior trim assembly		1	
34	LG30F.12-017	线束护线套	Wiring harness sheath		3	
35	GB/T846-85	自攻螺钉	Plug screw	ST4.2×15	6	
36	GB/T846-85	自攻螺钉	Plug screw	ST4.2×30	22	
37	GB/T846-85	自攻螺钉	Plug screw	ST4.2×30	4	
38	GB/T818	螺钉	Plug screw	M6×30-8.8	3	
39	GB/T97.1	垫圈	Washer	6	3	

### XIII. OUT PANEL SYSTEM

#### 13.1 OUT PANEL SYSTEM

Fig.34 Out panel system

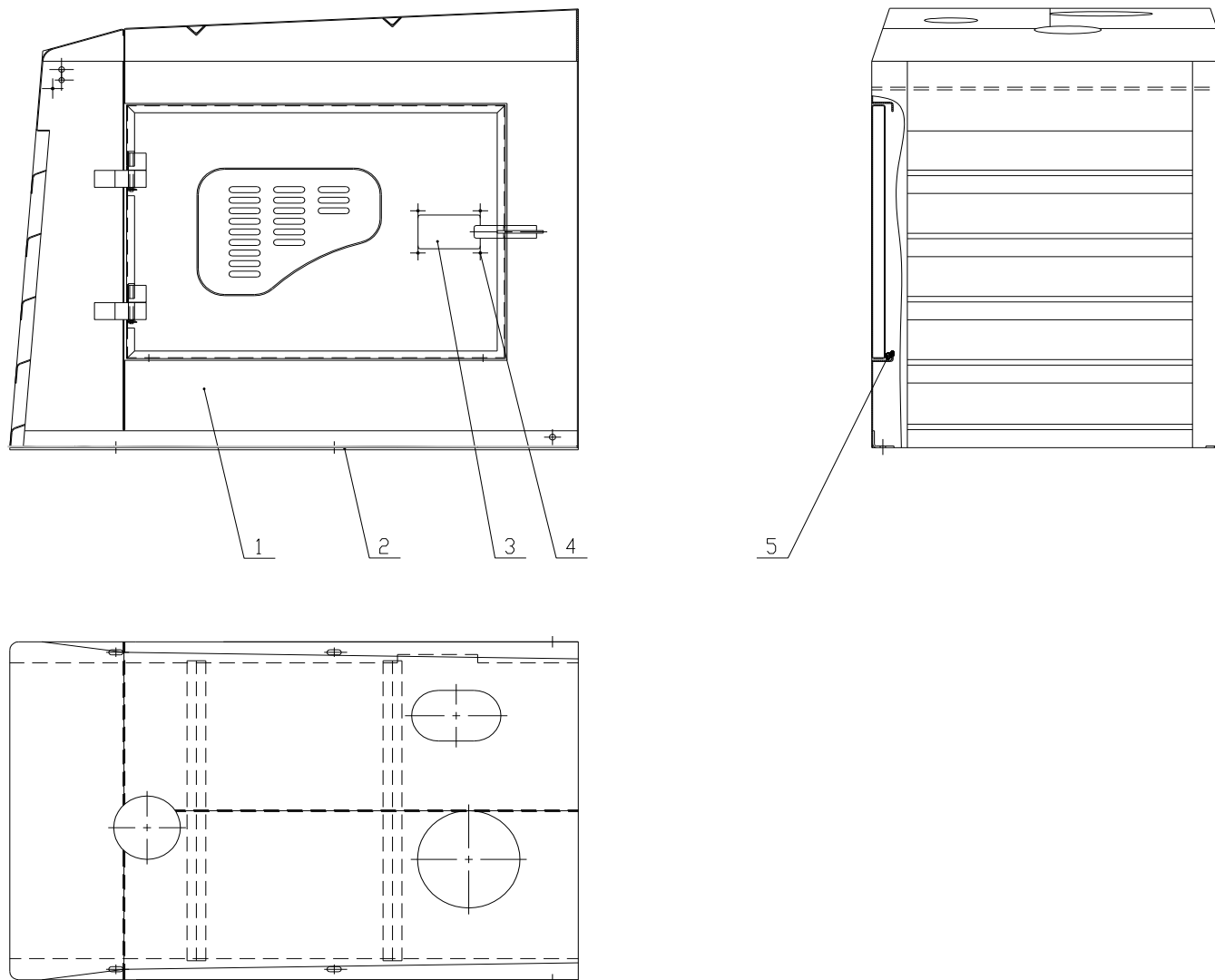


## 覆盖件系统 Out panel system (LG816D.13) /Fig.34

序号 Item	代号 Parts number	名称 Parts description		规格 Specification	数量 Qty	备注 Remarks
1	LG816B.13.01	前大灯支架	Front lamp bracket weldment		2	
2	LG816B.13.02	前左挡泥板总成	Front left mudguard weldment		1	
3	LG816B.13.03	前右挡泥板总成	Front right mudguard weldment		1	
4	LG816D.13.06	后机罩总成	Hood assembly		1	
5	GB/5783	螺栓	Bolt	M10×25-8.8	8	
6	GB/T93	垫圈	Washer	10	8	
7	GB/T96	垫圈	Washer	10	4	
8	LG816D.13.07	平衡重总成	Balance weight assembly		1	
9	GB/T5783	螺栓	Bolt	M8×20-8.8	8	
10	GB/T93	垫圈	Washer	8	8	
11	GB/T97.1	垫圈	Washer	8	8	
12	LG816B.13-002	挡板	Baffle		1	
13	LG816B.13-003	右挡板	Right baffle		1	
14	LG816B.13.08	燃油箱总成	Fuel tank assembly		1	
15	LG816B.13.09	液压油箱总成	Hydraulic oil tank assembly		1	

### 13.2 HOOD ASSEMBLY

Fig.35 Hood assembly







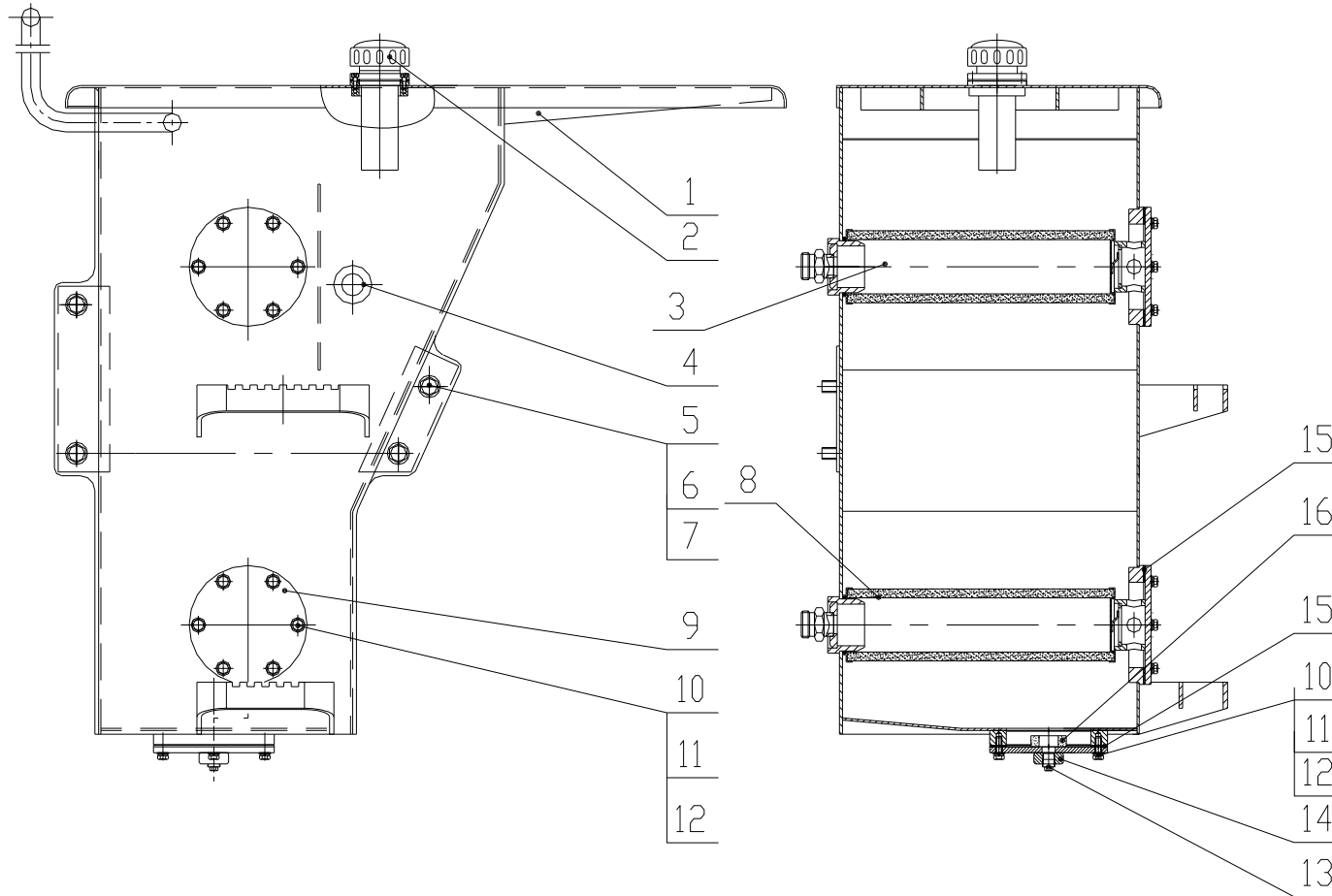


## 燃油箱总成 Fuel tank assembly (LG816B.13.08) /Fig.36

序号 Item	代号 Parts number	名称 Parts description		规格 Specification	数量 Qty	备注 Remarks
1	LG816.13.08.02	空气滤清器	Air cleaner		1	EF3-40
2	LG816B.13.08.01	燃油箱体焊合	Fuel tank weldment		1	
3	GB/T5783	螺栓	Bolt	M16×35-8.8	4	
4	GB/T93	垫圈	Washer	16	4	
5	GB/T97.1	垫圈	Washer	16	4	
6	GB3452.1	O 形圈	O-ring	26.5×2.65	1	
7	LG853.13.08.02	吸油滤油器总成	Oil suction filter assembly		1	
8	LG853.13.08.05	圆形油标	Round oil pointer		2	YB-M42*1.5
9	LG816.13.08-001	垫片	Spacer		1	
10	LG816.13.08-002	磁铁	Magnet		1	φ80X40X15
11	LG816.13.08.03	放油盖焊合	Bleeding cover weldment		1	
12	LG853.13.08-001	堵头	Stopper		1	
13	GB/T5783	螺栓	Bolt	M8×20-8.8	6	
14	GB/T93	垫圈	Washer	8	6	
15	GB/T97.1	垫圈	Washer	8	6	

13.4 HYDRAULIC OIL TANK

Fig.37 Hydraulic oil tank



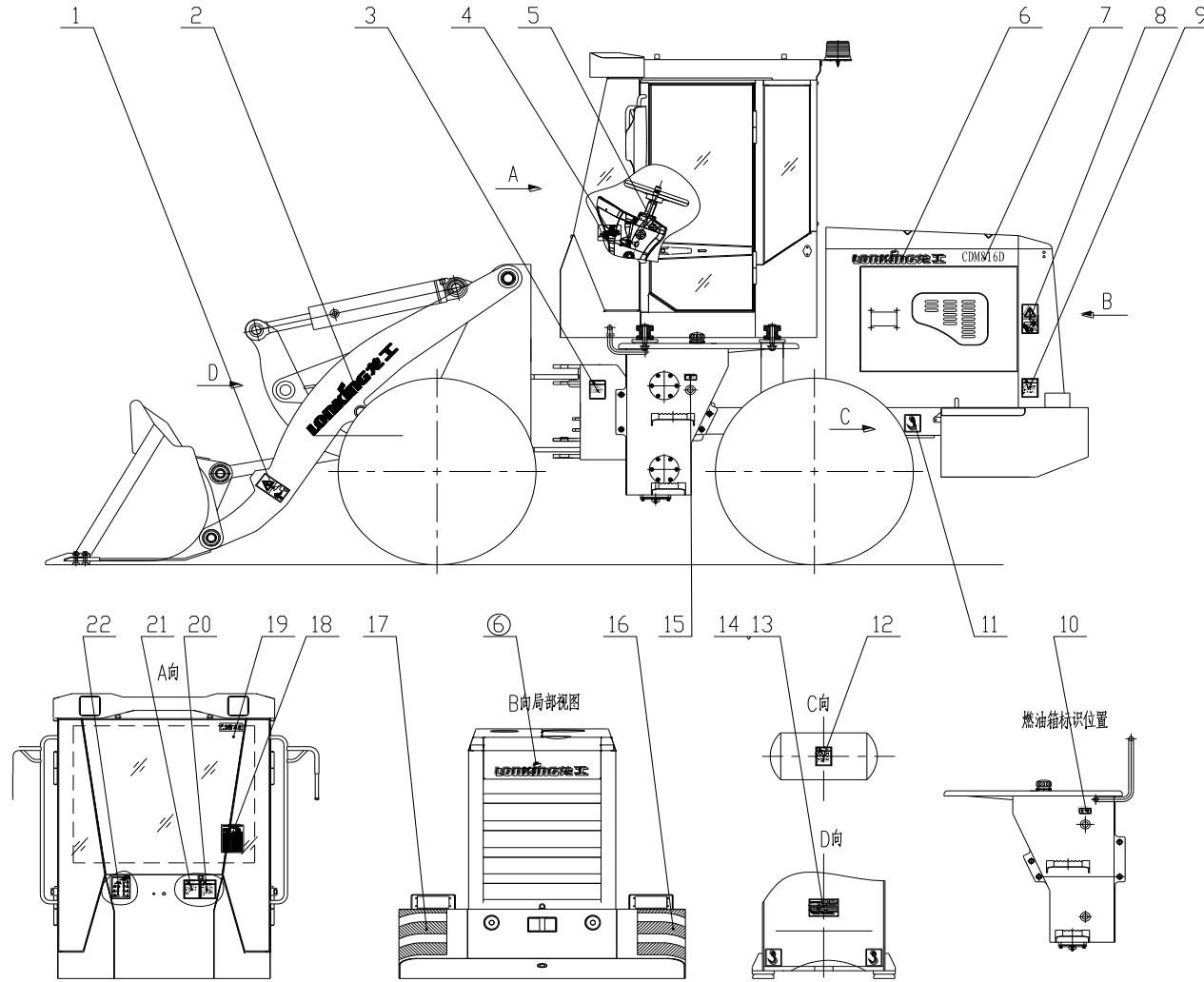
### 液压油箱 Hydraulic oil tank (LG816B.13.09) /Fig.37

序号 Item	代号 Parts number	名称 Parts description		规格 Specification	数量 Qty	备注 Remarks
1	LG816B.13.09.01	液压油箱体焊接	Hydraulic oil tank weldment		1	
2	LG816.13.08.02	空气滤清器	Air cleaner		1	EF3-40
3	LG816.13.09.02	回油滤油器	Oil return filter		1	YLX-404-H
4	LG853.13.08.05	圆形油标	Round oil pointer		1	YB-M42*1.5
5	GB/T5783	螺栓	Bolt	M16×35-8.8	4	
6	GB/T97.1	垫圈	Washer	16	4	
7	GB/T93	垫圈	Washer	16	4	
8	LG816.13.09.03	吸油滤油器	Oil suction filter		1	YLX-403-J
9	LG816.13.09.04	法兰盖焊接	Flange cover weldment		2	
10	GB/T5783	螺栓	Bolt	M8×20-8.8	18	
11	GB/T97.1	垫圈	Washer	8	18	
12	GB/T93	垫圈	Washer	8	18	
13	LG853.13.08-001	堵头	Stopper		1	
14	LG816.13.08.03	放油盖焊接	Bleeding cover weldment		1	
15	LG816.13.09-001	垫片	Spacer		3	
16	LG816.13.08-002	磁铁	Magnet		1	

## XIV. DESIGNATION & SCUTCHEON SYSTEM

### 14.1 DESIGNATION & SCUTCHEON SYSTEM

Fig.38 Designation & Scutcheon system

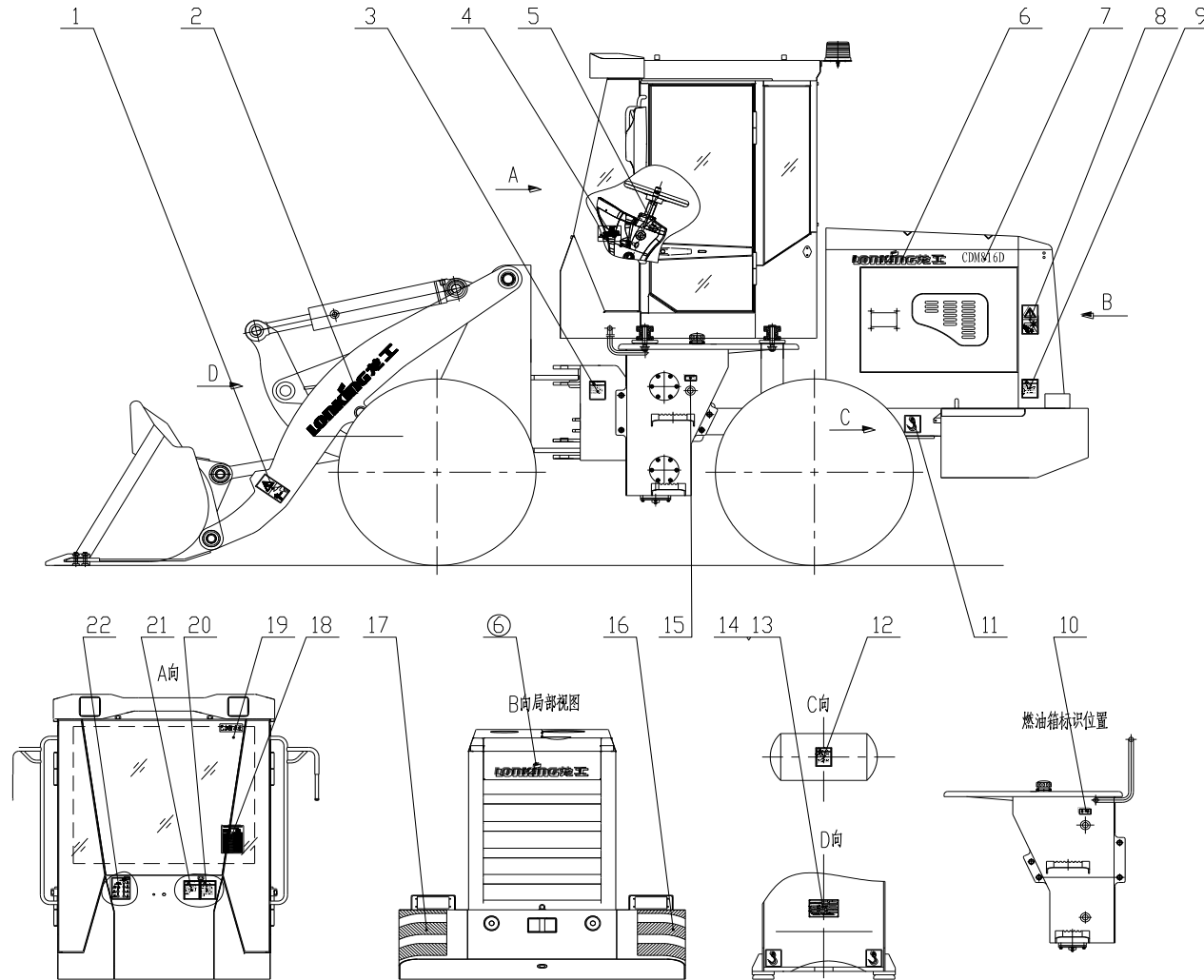


## 标志标牌系统 Designation &amp; Scutcheon system (CDM816D.14) /Fig.38

序号 Item	代号 Parts number	名称 Parts description	规格 Specification	数量 Qty	备注 Remarks
1	LG853.14-001	动臂安全标志	Lift arm warning label	2	
2	LG816B.14-001	大商标	Logo	2	
3	LG853.14-003	铰接安全标志	Articulated security label	2	
4	LG816.14-004	黄油嘴分布图	Grease fitting scatter gram	1	
5	LG816.14-018	档位标识	Gear label	1	
6	LG816B.14-003	小商标	Small marking	3	
7	CDM816D.14-002	后罩标志	Rear cover marking	2	
8	LG853.14-007	风扇警告标志	Fan warning label	2	
9	LG853.14-006	电瓶接线标志	Battery cable label	2	
10	LG853.14-017	燃油标识	fuel label	1	
11	LG853.14-011	起吊标志	Lifting mark	4	
12	LG853.14-010	储气罐警告标志	Air tank alarm label	1	
13	CDM816D.14-001	铭牌	Nameplate	1	
14	GB/T12618.1	抽芯铆钉	Rivet	4	
15	LG853.14-012	液压油标识	Hydraulic oil label	1	

14.1 DESIGNATION & SCUTCHEON SYSTEM

Fig.38 Designation & Scutcheon system



## 标志标牌系统 Designation &amp; Scutcheon system (CDM816D.14) /Fig.38

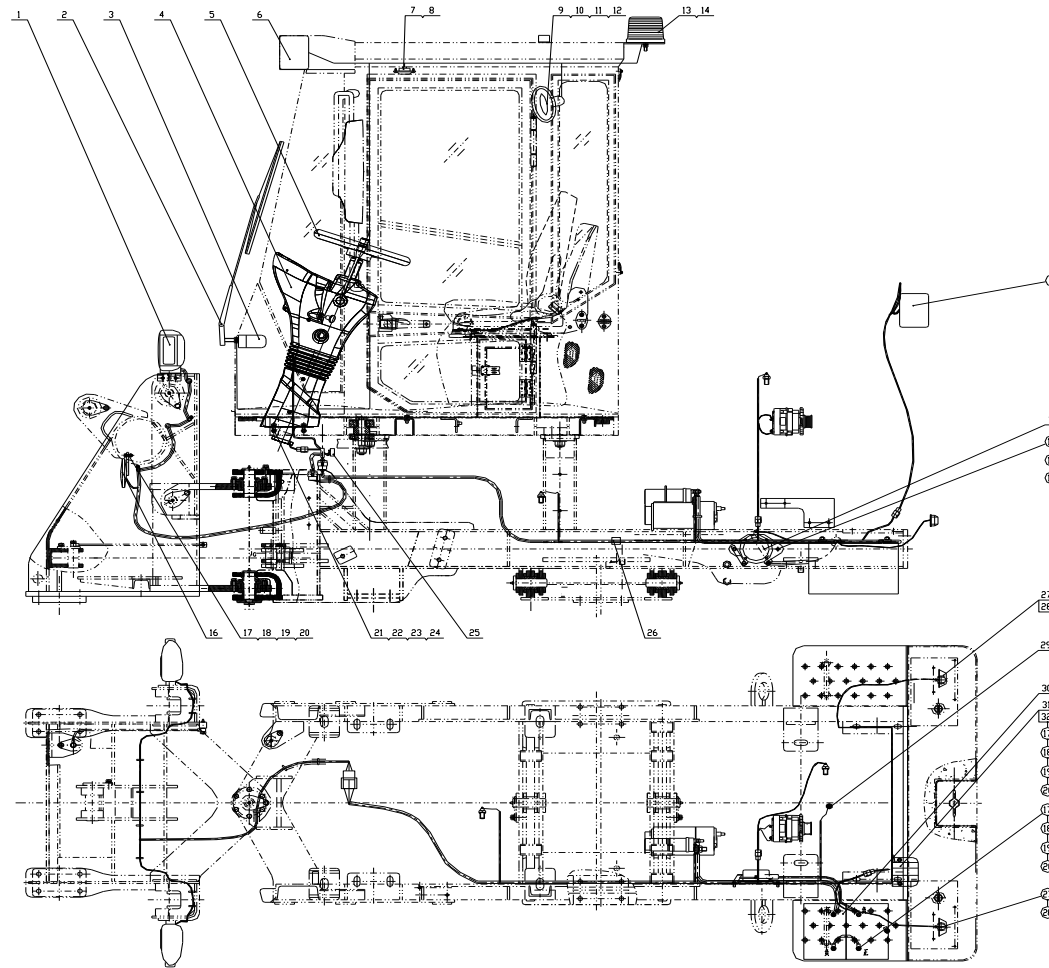
序号 Item	代号 Parts number	名称 Parts description		规格 Specification	数量 Qty	备注 Remarks
16	LG853.14 II -026	左斑马线胶贴纸	Left zebra plastic sticker		1	
17	LG853.14 II -025	右斑马线胶贴纸	Right zebra plastic sticker		1	
18	LG853.14-021	机器定检及保养要求	Requirements of machine periodic check and maintenance		1	
19	LG816B.14-004	防冻液标签	Label of anti-freezing fluid		1	
20	LG853.14-015	警告用户标识	Alarm label		1	
21	LG853.14-014	起动前准备工作	Pre-start preparation label		1	
22	LG853.14-016	工作装置操纵标识	Implemental control label		1	



## XV. ELECTRICAL SYSTEM

### 15.1 ELECTRICAL SYSTEM

Fig.39 Electrical system

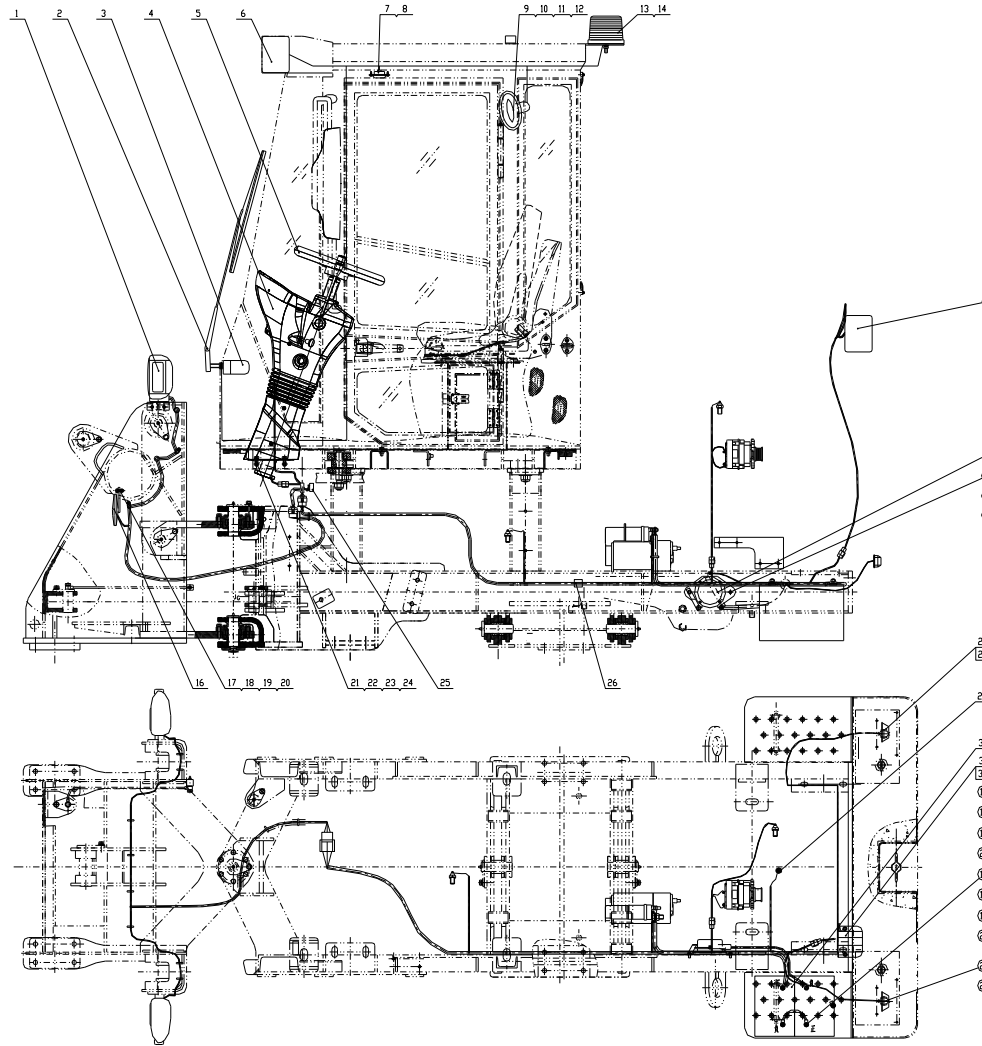


## 电气系统 Electrical system (CDM816D.15) /Fig.39

序号 Item	代号 Parts number	名称 Parts description		规格 Specification	数量 Qty	备注 Remarks
1	LG8016.15.10	前组合灯	Front combined lamp		2	
2	ZD2332A-65°	雨刮电机	Swiper generator		1	
3	LG520A.26.23	雨刷	Wiper		1	
4	LG816B.15.15	操纵仪表台总成	Instrument panel assembly		1	
5	LG853.06.02.01	方向盘总成	Steering wheel assembly		1	
6	LG816.15.12	后大灯	Rear light		4	
7	LG520A6.26-001	顶棚灯	Ceiling lamp		1	
8	GB/T845	自攻螺钉	Plug screw	ST4.8×19	2	
9	LG816.15.29	电风扇	Electrical fan	SGF-03A	1	
10	GB/T5783	螺栓	Bolt	M6×20-8.8	3	
11	GB/T93	垫圈	Washer	6	3	
12	GB/T97.1	垫圈	Washer	6	3	
13	LG520A6.21.08	警示灯	Warning lamp		1	
14	CDM816B.15-007	警示灯线束	Warning lamp harness		1	
15	LG853.15.28	电源总开关	Power switch		1	
16	LG816.15.09	单音盆式电喇叭	Electrical horn		1	

### 15.1 ELECTRICAL SYSTEM

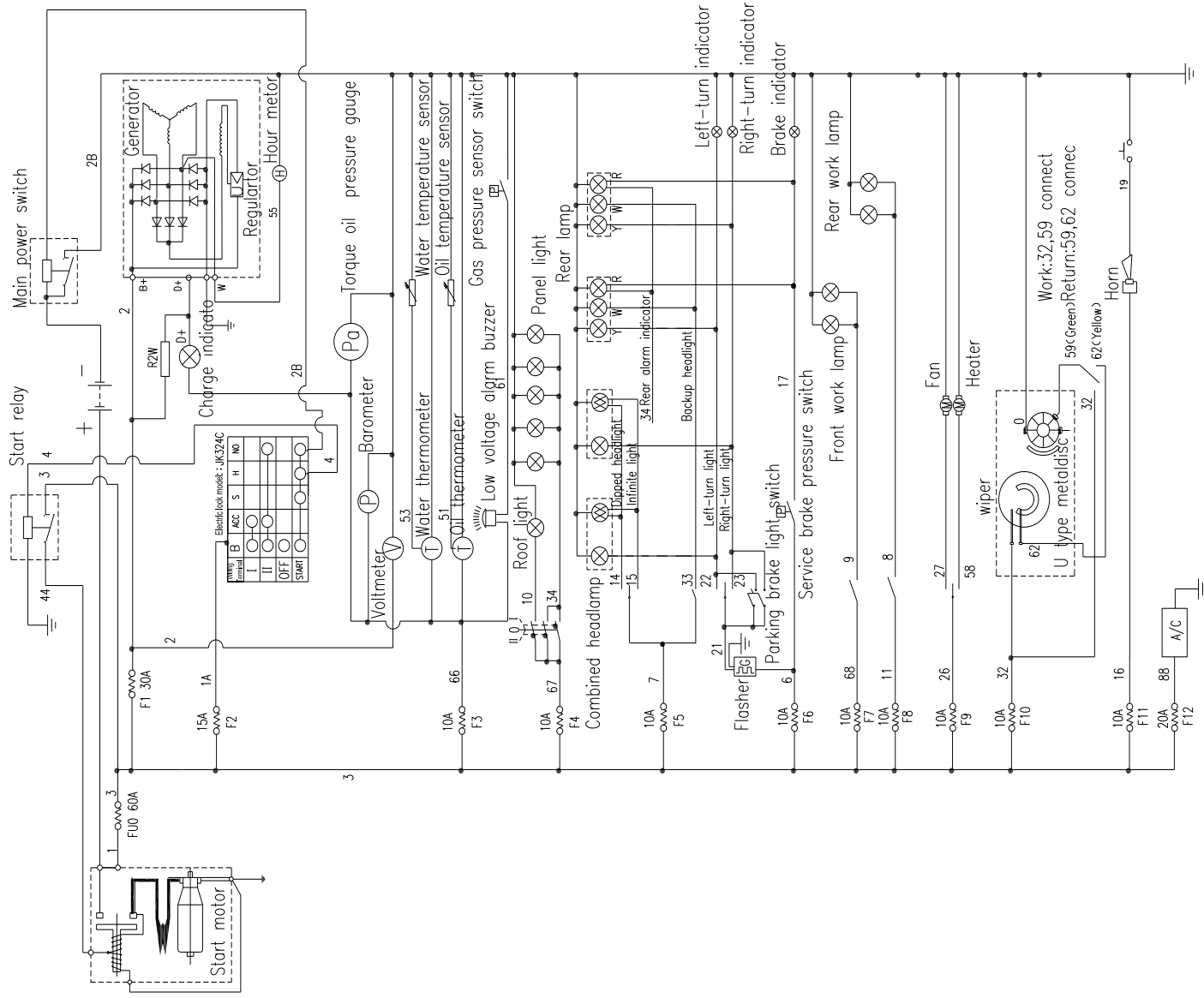
Fig.39 Electrical system



### 电气系统 Electrical system (CDM816D.15) /Fig.39

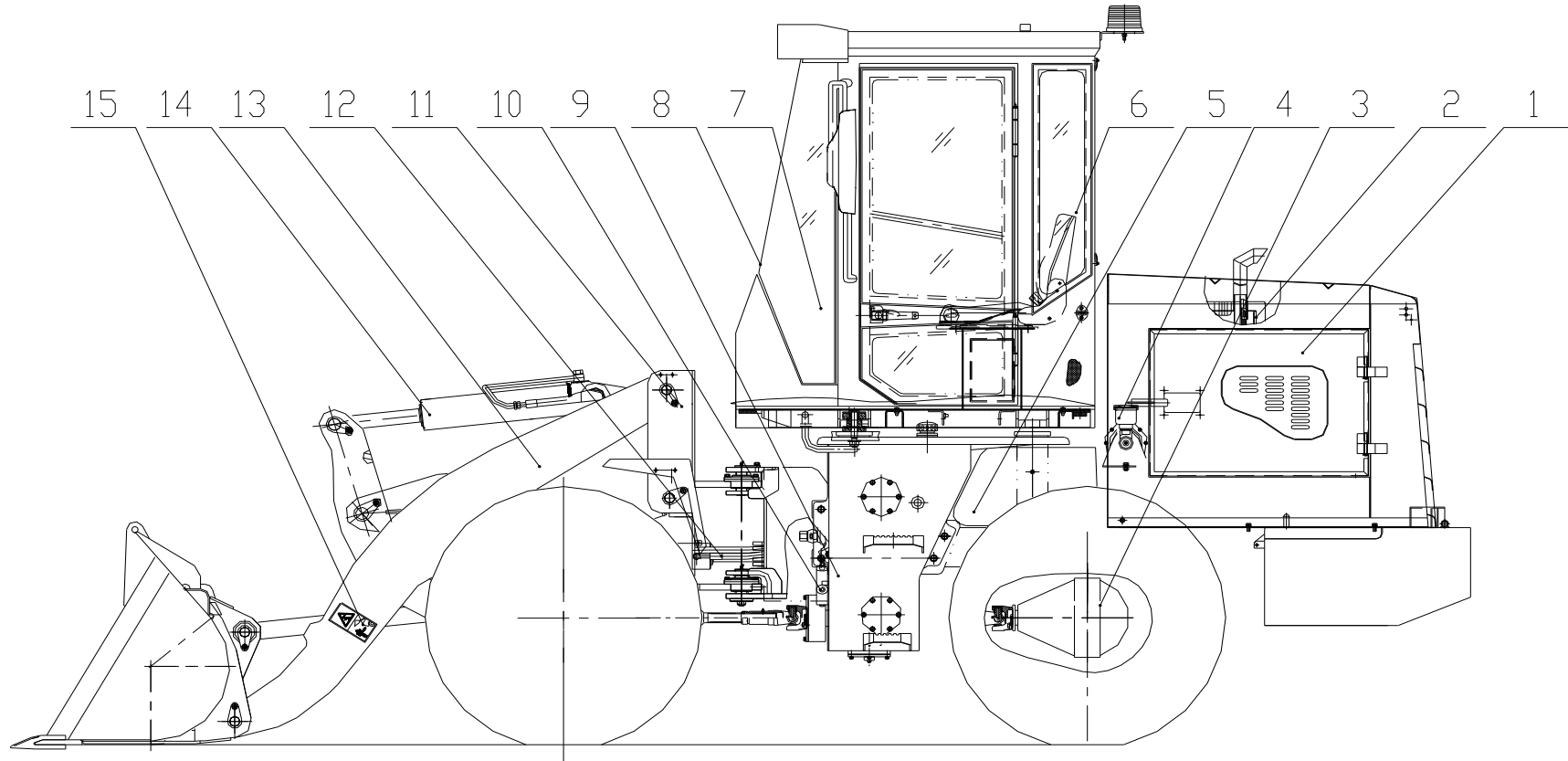
序号 Item	代号 Parts number	名称 Parts description		规格 Specification	数量 Qty	备注 Remarks
17	GB/T5783	螺栓	Bolt	M8×25-8.8	9	
18	GB/T93	垫圈	Washer	8	9	
19	GB/T97.1	垫圈	Washer	8	9	
20	GB/T6170	螺母	Nut	M8-8	7	
21	GB/T5783	螺栓	Bolt	M10×30-8.8	4	
22	GB/T93	垫圈	Washer	10	4	
23	GB/T97.1	垫圈	Washer	10	4	
24	GB/T6170	螺母	Nut	M10-8	4	
25	LG853.15.30	制动灯开关	Brake light switch		1	
26	LG853.15-001	尼龙扎带	Nylon belt	ZD250×5	20	
27	LG30F.15.17	三色灯216	Three color combined lamp		2	
28	GB/T818	螺钉	Plug screw	M4×8-8.8	4	
29	LG853.15.27	低压报警开关	Low pressure alarm switch		1	
30	LG816.15.26	蓄电池	Battery		2	
31	CDM855E.15 II .20	倒车蜂鸣器	Buzzer	JWL-FM212/24V	1	
32	CDM816D.15 I -001	蜂鸣器安装板	Plate		1	

# ELECTRICAL DIAGRAM



# CDM816D 轮式装载机

## CDM816D.00IV轮式装载机



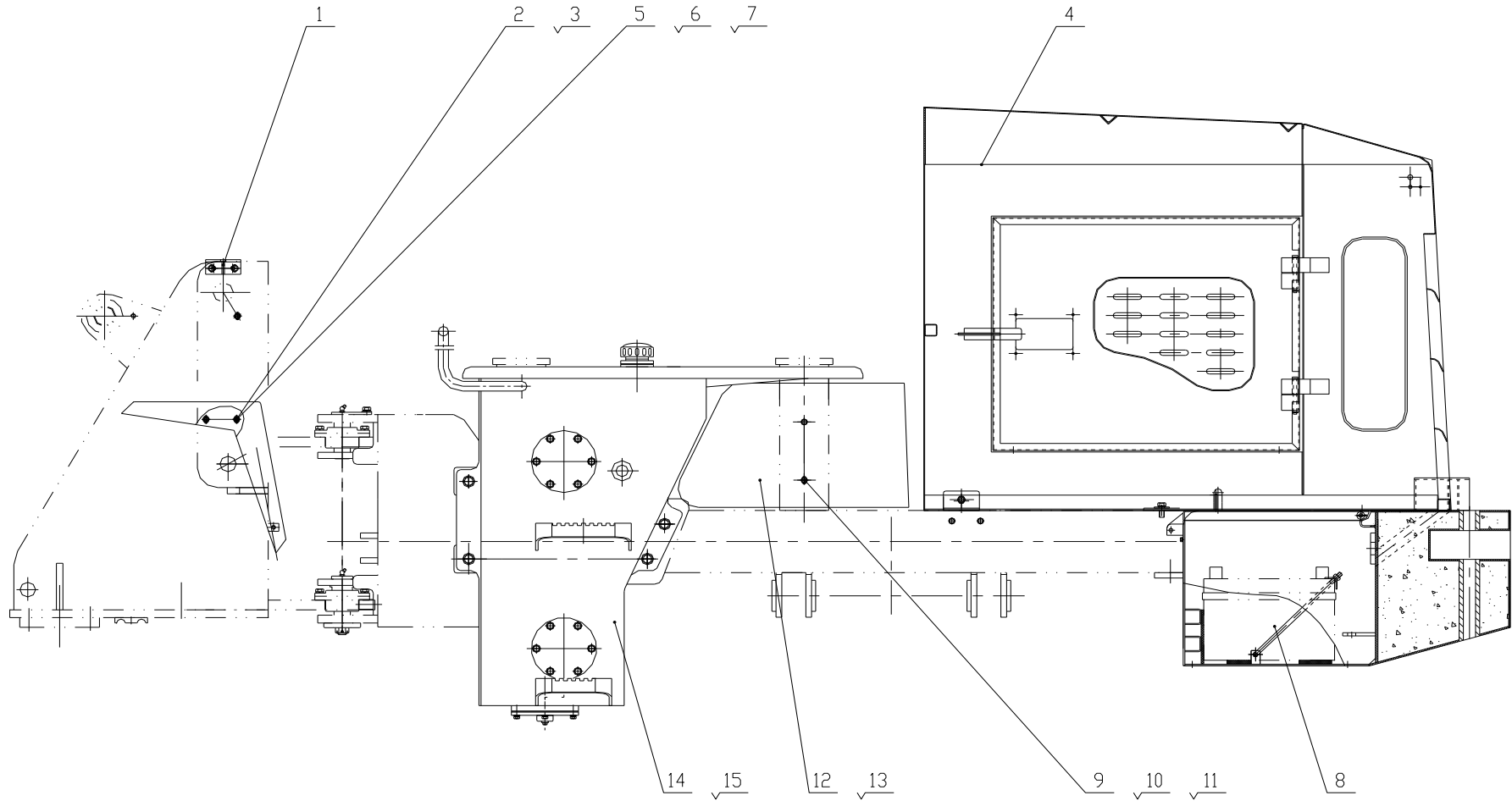
### CDM816D.00IV轮式装载机

序号 Item	代号 Parts number	名称 Parts description	规格 Specification	数量 Qty	备注 Remarks
1	CDM816D.13 I	覆盖件系统		1	
2	CDM816B.01	柴油机系统		1	
3	LG816B.04	驱动桥系统		1	
4	LG816B.08	脚制动系统		1	
5	LG816.03	变速箱系统		1	
6	CDM823D.12 I	驾驶室系统		1	
7	LG816.05	操纵系统		1	
8	CDM816D.15 I	电器系统		1	
9	LG816B.02	变矩器系统		1	
10	LG816.09	手制动系统		1	
11	LG818D.10 I	车架系统		1	
12	CDM816D.06III	转向液压系统		1	
13	LG816D.11	工作装置系统		1	
14	CDM816D.07III	工作液压系统		1	
15	CDM816D.14	标识标牌系统		1	

### XIII. OUT PANEL SYSTEM

#### 13.1 OUT PANEL SYSTEM

Fig.34 Out panel system



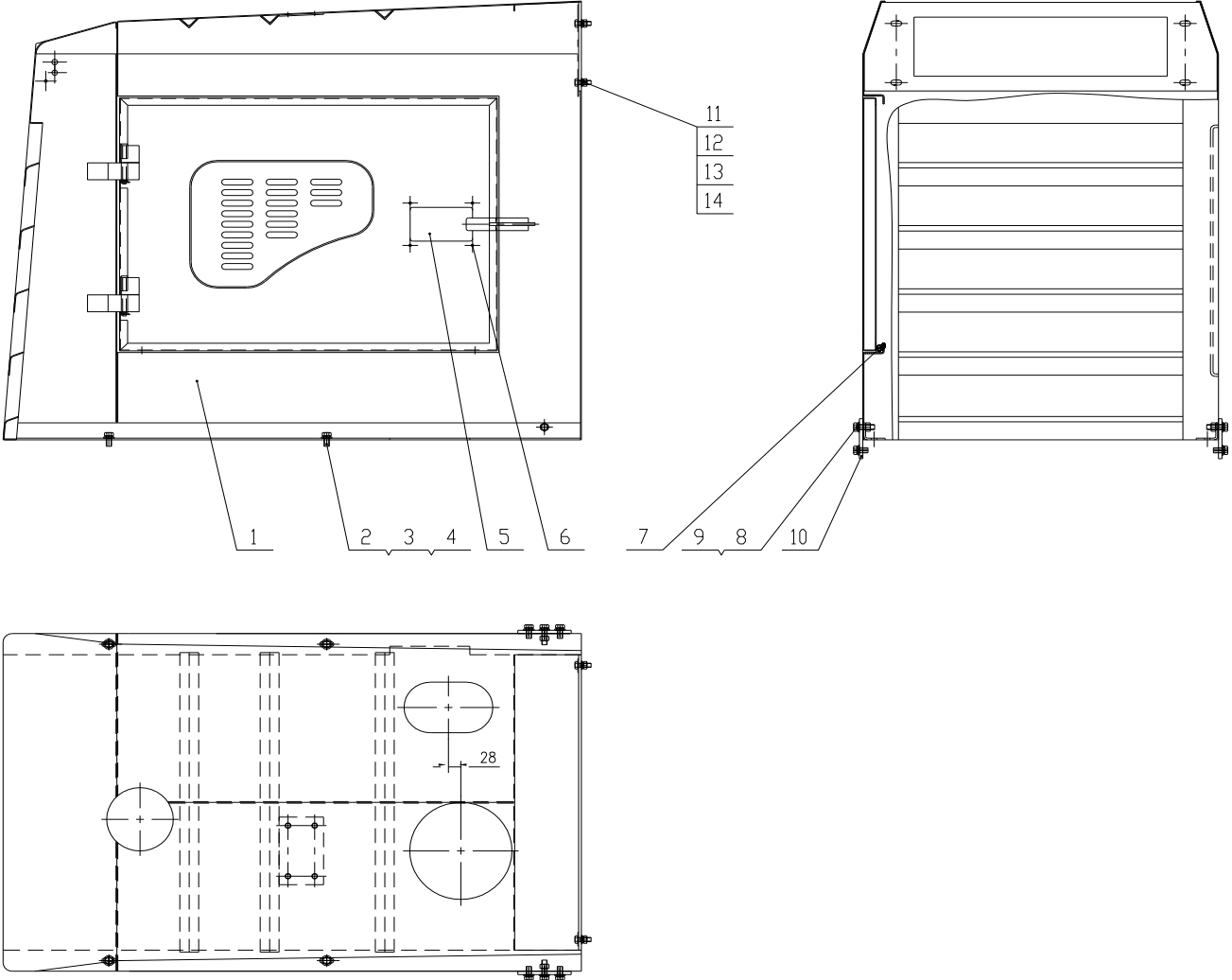


### 覆盖件系统 Out panel system (LG816D.13) /Fig.34

序号 Item	代号 Parts number	名称 Parts description		规格 Specification	数量 Qty	备注 Remarks
1	LG816B.13.01	前大灯支架	Front lamp bracket weldment		2	
2	LG816B.13.02	前左挡泥板总成	Front left mudguard weldment		1	
3	LG816B.13.03	前右挡泥板总成	Front right mudguard weldment		1	
4	CDM816D.13 I .06	后机罩总成	Hood assembly		1	
5	GB/5783	螺栓	Bolt	M10×25-8.8	8	
6	GB/T93	垫圈	Washer	10	8	
7	GB/T96	垫圈	Washer	10	4	
8	LG816D.13.07	平衡重总成	Balance weight assembly		1	
9	GB/T5783	螺栓	Bolt	M8×20-8.8	8	
10	GB/T93	垫圈	Washer	8	8	
11	GB/T97.1	垫圈	Washer	8	8	
12	LG816B.13-002	挡板	Baffle		1	
13	LG816B.13-003	右挡板	Right baffle		1	
14	LG816B.13.08	燃油箱总成	Fuel tank assembly		1	
15	LG816B.13.09	液压油箱总成	Hydraulic oil tank assembly		1	

### 13.2 HOOD ASSEMBLY

Fig.35 Hood assembly



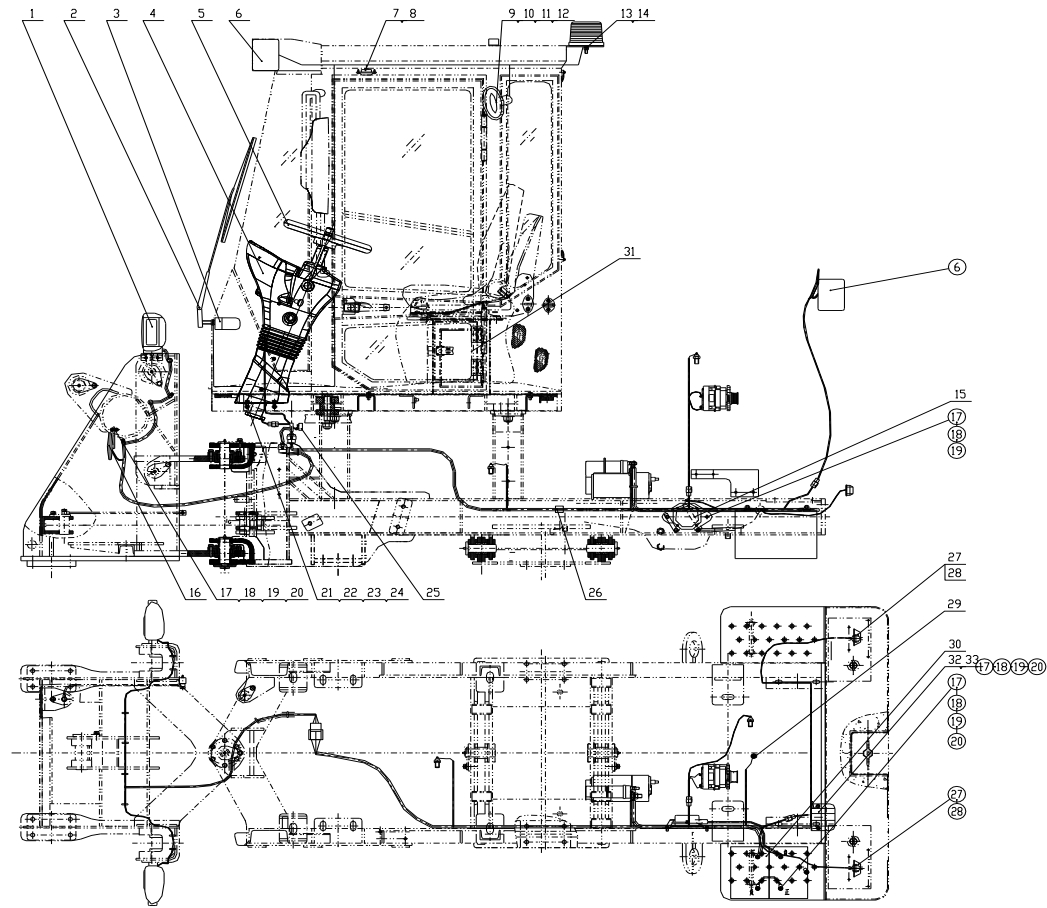
## 机罩总成 Hood assembly (LG816D.13.06) /Fig.35

序号 Item	代号 Parts number	名称 Parts description		规格 Specification	数量 Qty	备注 Remarks
1	CDM816D.13 I .06.01	后机罩焊合	Rear engine hood weldment		1	
2	GB/T5783	螺栓	Bolt	M12×25	2	
3	GB/T97.1	垫圈	Washer	12	2	
4	GB/T93	垫圈	Washer	12	8	
5	LG853.13.06.09	机罩门锁总成	Hood lock		2	
6	GB/T12615.1	抽芯铆钉	Seal mushroom head break mandrel blind rivet	5×13		
7	F002	门框胶条	Door belt			L=2060
8	GB/T5783	螺栓	Bolt	M12×40		
9	GB/T6170	螺母	Nut	M12		
10	LG816B.13.06III-011	机罩固定板				
11	GB/T5783	螺栓	Bolt	M10×30		
12	GB/T97.1	垫圈	Washer	10		
13	GB/T93	垫圈	Washer	10		
14	GB/T6170	螺母	Nut	M10		

# XV. ELECTRICAL SYSTEM

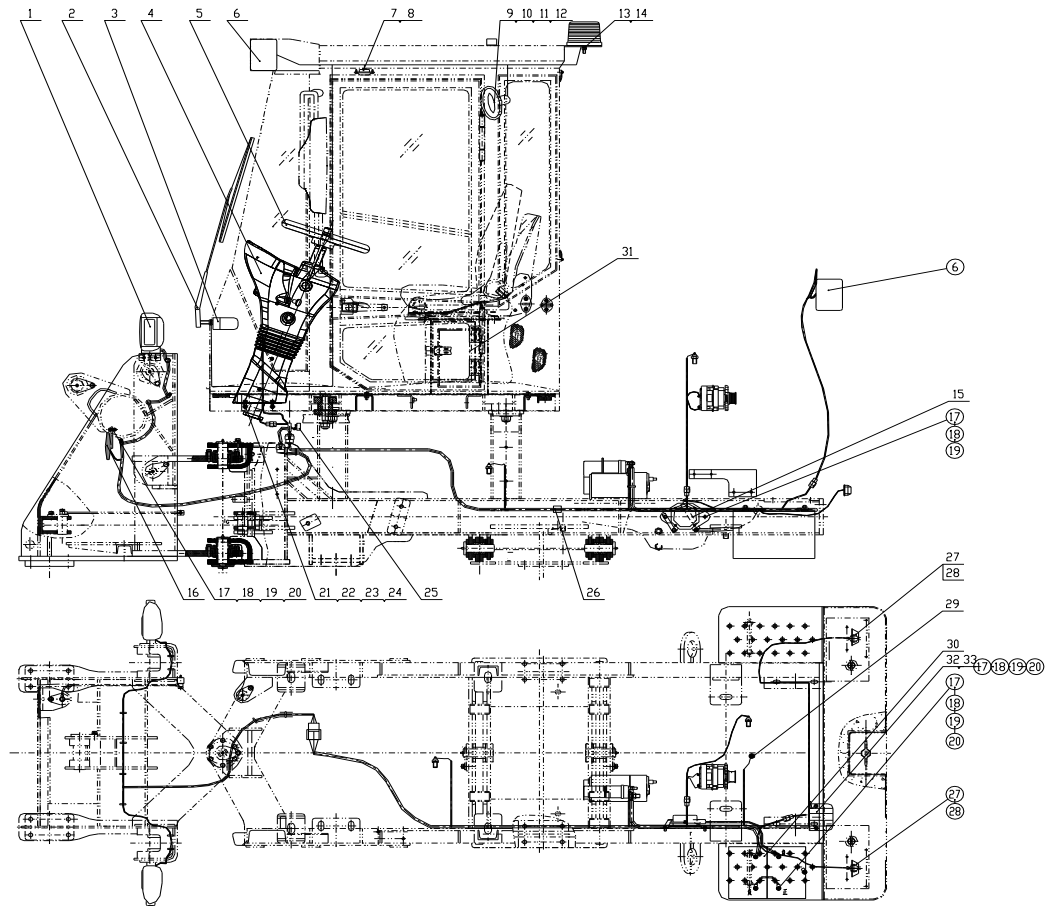
## 15.1 ELECTRICAL SYSTEM

Fig.39 Electrical system



## 电气系统 Electrical system ( CDM816D.15 I ) /Fig.39

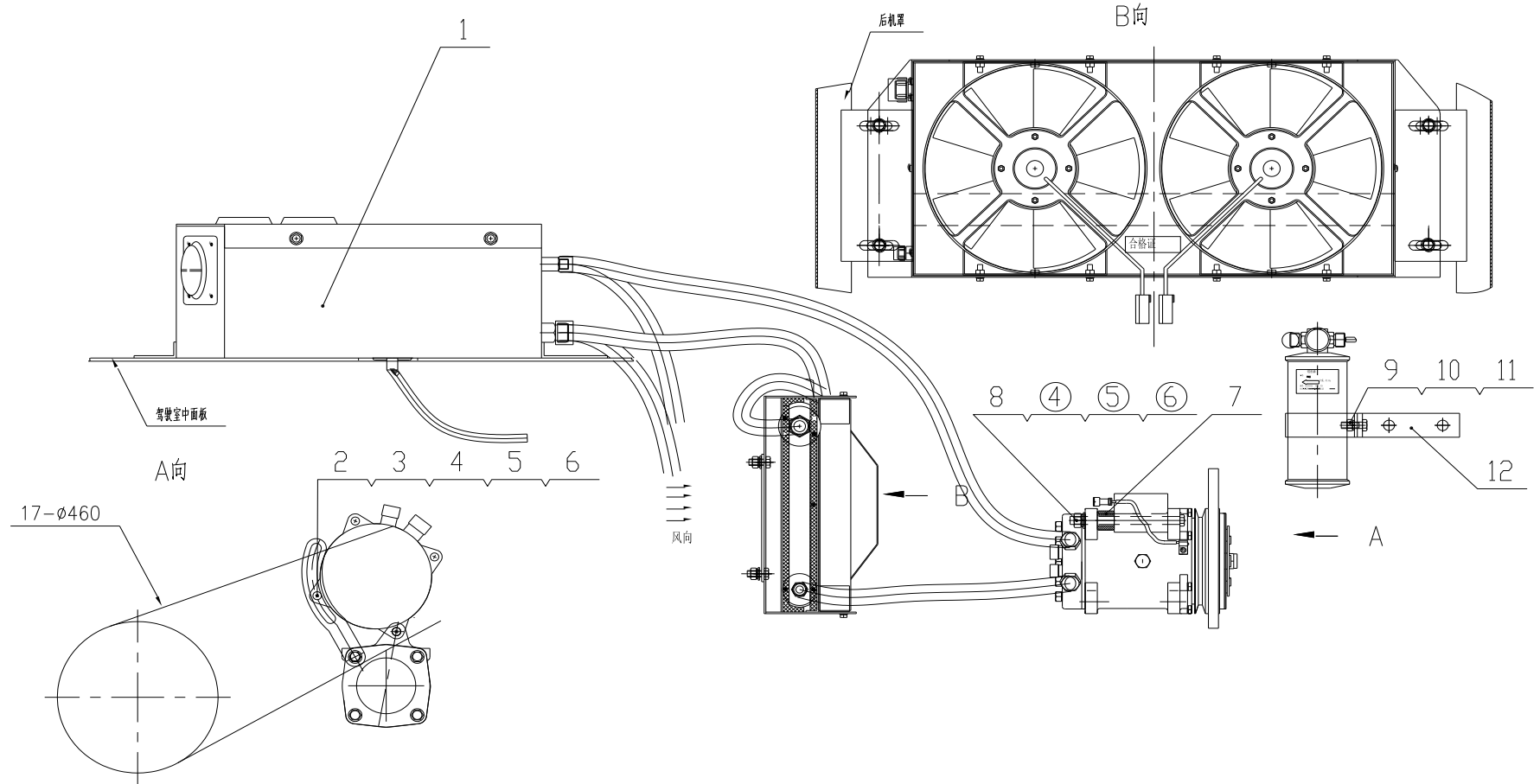
序号 Item	代号 Parts number	名称 Parts description		规格 Specification	数量 Qty	备注 Remarks
1	LG8016.15.10	前组合灯	Front combined lamp		2	
2	ZD2332A-65°	雨刮电机	Swiper generator		1	
3	LG520A.26.23	雨刷	Wiper		1	
4	LG816B.15.15	操纵仪表台总成	Instrument panel assembly		1	
5	LG853.06.02.01	方向盘总成	Steering wheel assembly		1	
6	LG816.15.12	后大灯	Rear light		4	
7	LG520A6.26-001	顶棚灯	Ceiling lamp		1	
8	GB/T845	自攻螺钉	Plug screw	ST4.8×19	2	
9	LG816.15.29	电风扇	Electrical fan	SGF-03A	1	
10	GB/T5783	螺栓	Bolt	M6×20-8.8	3	
11	GB/T93	垫圈	Washer	6	3	
12	GB/T97.1	垫圈	Washer	6	3	
13	LG520A6.21.08	警示灯	Warning lamp		1	
14	CDM816B.15-007	警示灯线束	Warning lamp harness		1	
15	LG853.15.28	电源总开关	Power switch		1	
16	LG816.15.09	单音盆式电喇叭	Electrical horn		1	



## 电气系统 Electrical system ( CDM816D.15 I ) /Fig.39

序号 Item	代号 Parts number	名称 Parts description		规格 Specification	数量 Qty	备注 Remarks
17	GB/T5783	螺栓	Bolt	M8×25-8.8	9	
18	GB/T93	垫圈	Washer	8	9	
19	GB/T97.1	垫圈	Washer	8	9	
20	GB/T6170	螺母	Nut	M8-8	7	
21	GB/T5783	螺栓	Bolt	M10×30-8.8	4	
22	GB/T93	垫圈	Washer	10	4	
23	GB/T97.1	垫圈	Washer	10	4	
24	GB/T6170	螺母	Nut	M10-8	4	
25	LG853.15.30	制动灯开关	Brake light switch		1	
26	LG853.15-001	尼龙扎带	Nylon belt	ZD250×5	20	
27	LG30F.15.17	三色灯216	Three color combined lamp		2	
28	GB/T818	螺钉	Plug screw	M4×8-8.8	4	
29	LG853.15.27	低压报警开关	Low pressure alarm switch		1	
30	LG816.15.26	蓄电池	Battery		2	
31	CDM823D.15 I .01	空调系统				
32	CDM855E.15 II .20	倒车蜂鸣器	Buzzer	JWL-FM212/24V	1	
33	CDM816D.15 I -001	蜂鸣器安装板	Plate		1	

# 空调系统



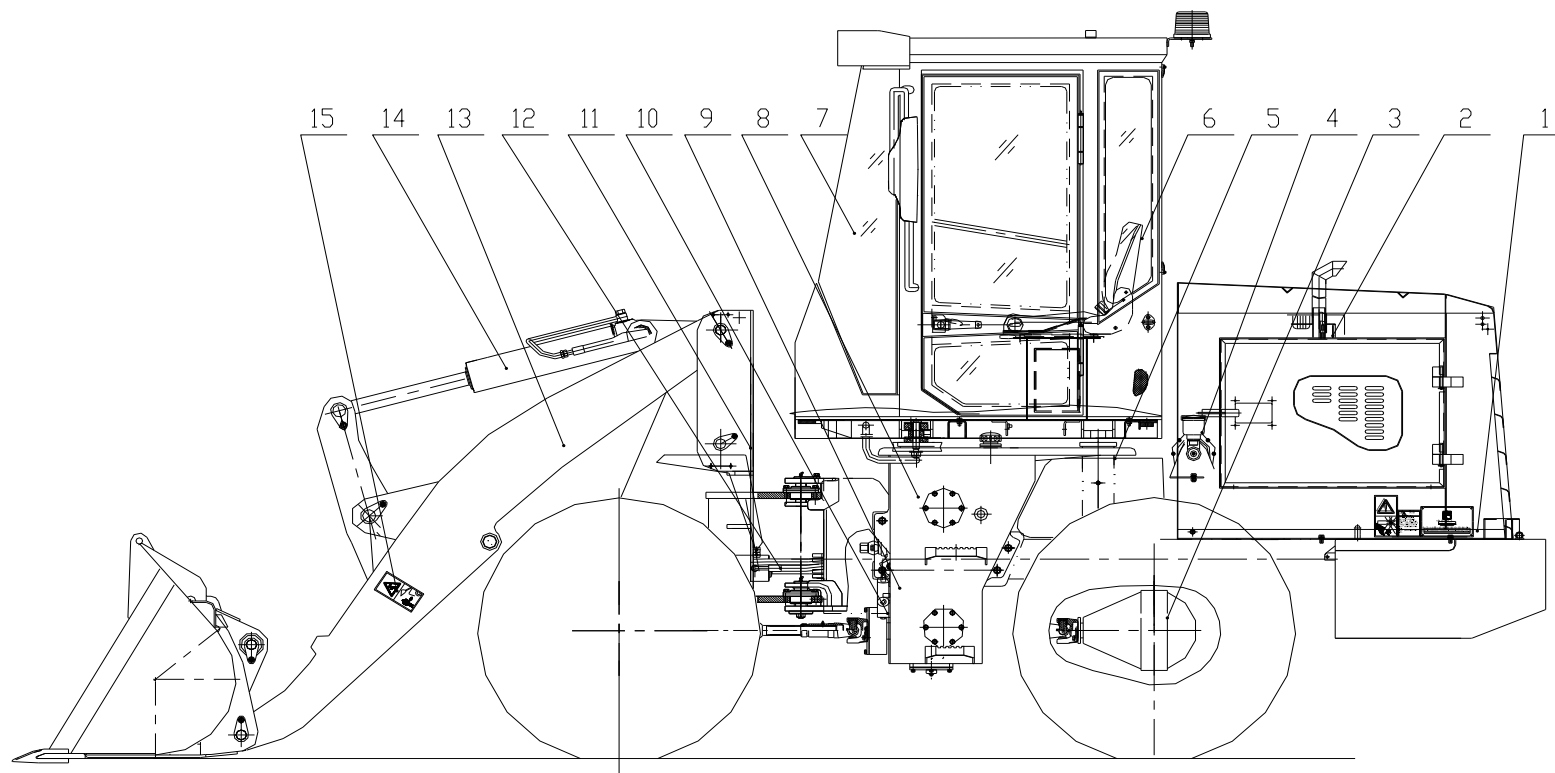


### 空调系统 (CDM823D.15 I .01) /Fig.39

序号 Item	代号 Parts number	名称 Parts description		规格 Specification	数量 Qty	备注 Remarks
1	LG816B.15.01	空调总成			1	
2	LG816B.15 II .01-001	拉板			1	
3	GB/T5783	螺栓		M10×50	1	
4	GB/T6170	螺母		M10	2	
5	GB/T93	垫圈		10	2	
6	GB/T97.1	垫圈		10	2	
7	LG816B.15 II .01-002	定位套			1	
8	GB/T5782	螺栓		M10×130	1	
9	GB/T5783	螺栓		M8×25	2	
10	GB/T6170	螺母		M8	2	
11	GB/T93	垫圈		8	2	
12	LG816B.15 II .01.01	储液器支架焊合			1	
13						
14						
15						
16						

# CDM816DG 轮式装载机

## CDM816DG.00 I 轮式装载机



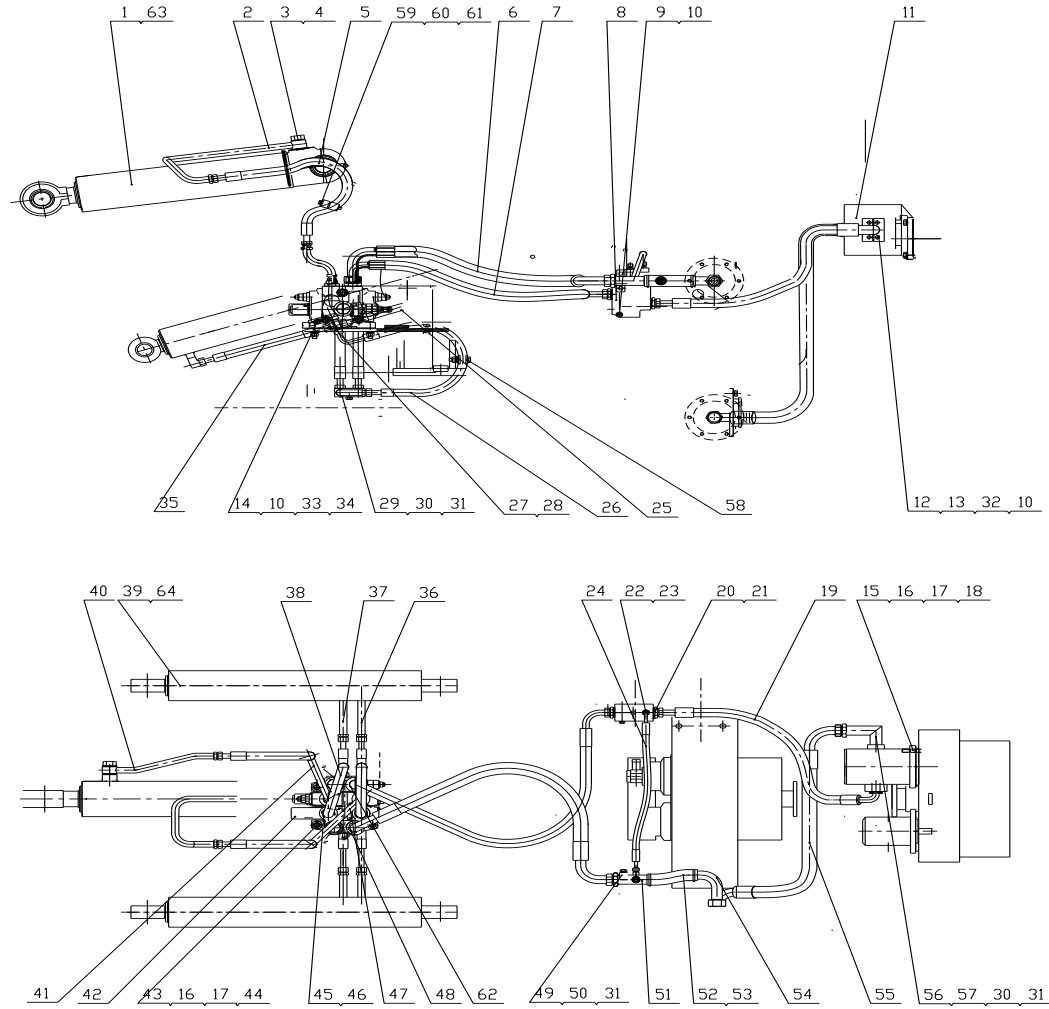
## 一级部件 Top assembly CDM816DG.00 I

序号 Item	代号 Parts number	名称 Parts description		规格 Specification	数量 Qty	备注 Remarks
1	CDM816D.15	电器系统	Electrical system		1	
2	CDM816B.01	柴油机系统	Diesel Engine System		1	
3	LG816B.04	驱动桥系统	Drive axle system		1	
4	LG816B.08	脚制动系统	Service brake system		1	
5	LG816B.02	变矩器系统	Torque converter system		1	
6	CDM823D.12	驾驶室系统	Cab system		1	
7	LG816.05	操纵系统	Control system		1	
8	LG818D.13	覆盖件系统	Out panel system		1	
9	LG816.03	变速箱系统	Transmission system		1	
10	LG816.09	手制动系统	Parking brake system		1	
11	LG818DG.10III	车架系统	Frame system		1	
12	CDM816D.06III	转向液压系统	Steering hydraulic system		1	
13	LG818DG.11	工作装置系统	Implement system		1	
14	CDM816DG.07 I	工作液压系统	Implement hydraulic system		1	
15	CDM816DG.14	标识标牌系统	Designation & Scutcheon system		1	

# VII. IMPLEMENT HYDRAULIC SYSTEM

## 7.1 IMPLEMENT HYDRAULIC SYSTEM

Fig.22 Implement hydraulic system

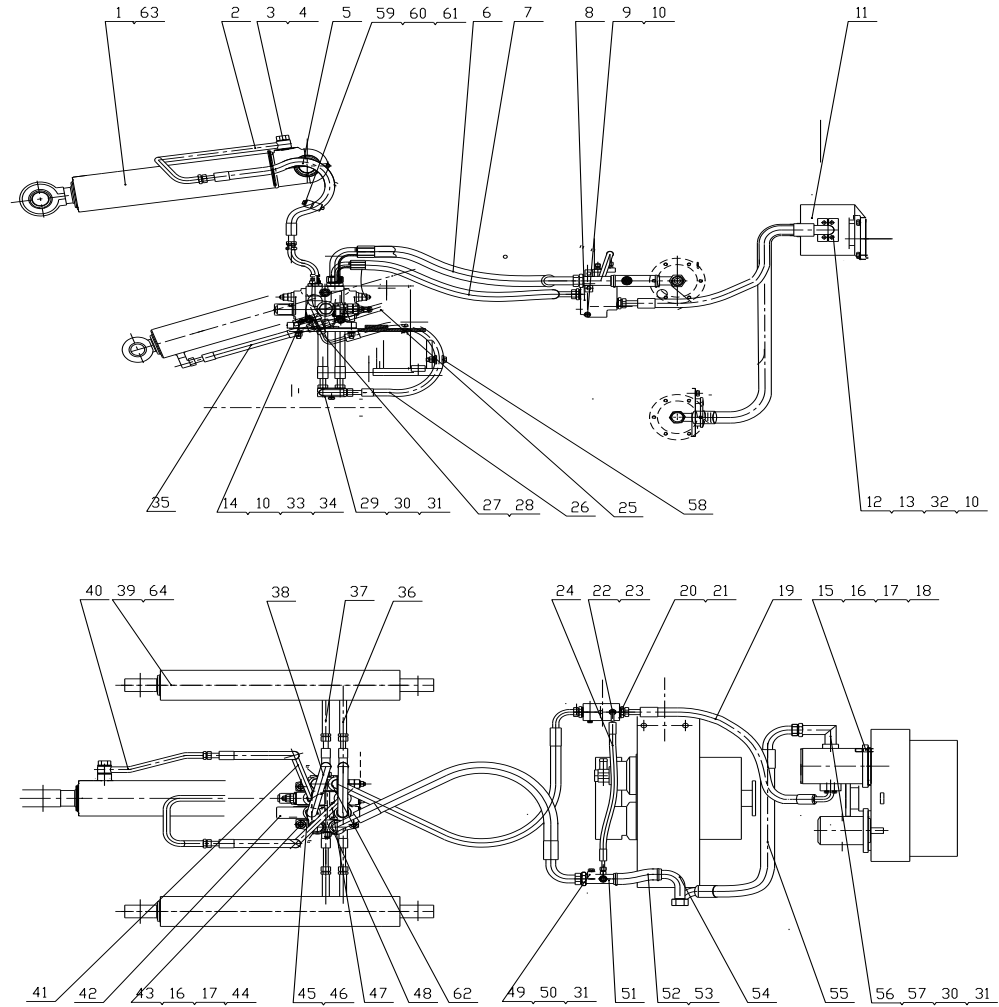


## 工作液压系统 Implement hydraulic system ( CDM816DG.07 I ) Fig.22

序号 Item	代号 Parts number	名称 Parts description		规格 Specification	数量 Qty	备注 Remarks
1	LG818G.07.01	油缸	Turn fights oil cylinder	Φ 100/Φ 55	1	
2	LG816.07.03	钢管焊合				
3	JB/T999	铰接螺栓	Pipe connection link bolt	M22×1.5×48	2	
4	JB/T966	垫圈	Washer	22	4	
5	20411-22GB*2W10*880	胶管总成	Hose assembly			
6	20491-36T/20491-36TH 106*2N16*1000/270°	胶管总成	Hose assembly		1	
7	20491-27T*2N12*1000/ 90°	胶管总成	Hose assembly		1	
8	LG816.07.17	优先阀	Priority valve		1	YXL-F160L
9	GB/T5782	螺栓	Bolt	M8×80	2	
10	GB/T93	垫圈	Washer	8	12	
11	LG816.07.18	工作泵总成	Implement pump		1	CBGj2050
12	FL-12(φ 9)	法兰夹	Press plate		1	
13	AS568	O 形圈	O-ring	24.99×3.53	1	
14	GB/T5783	螺栓	Bolt	M8×40	4	
15	GB/T5783	螺栓 M12×35	Bolt	M12×35	2	

# 7.1 IMPLEMENT HYDRAULIC SYSTEM

Fig.22 Implement hydraulic system

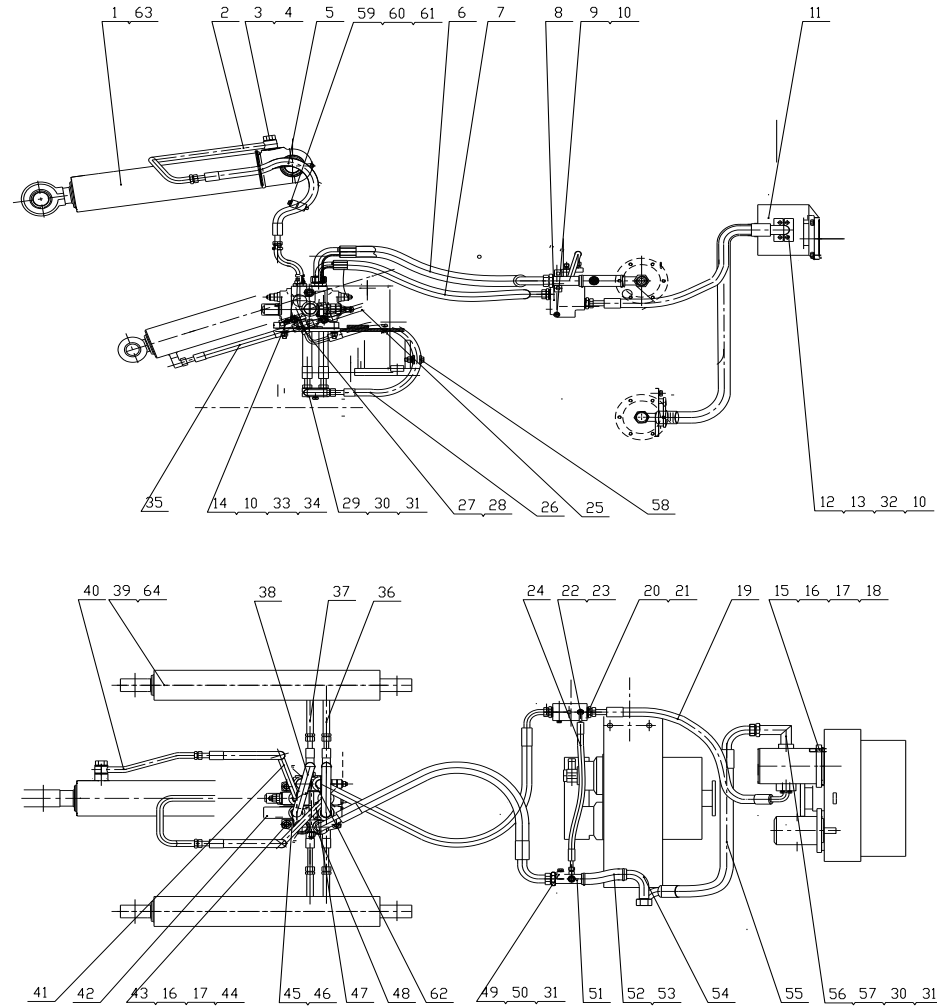


## 工作液压系统 Implement hydraulic system ( CDM816DG.07 I ) Fig.22

序号 Item	代号 Parts number	名称 Parts description	规格 Specification	数量 Qty	备注 Remarks	
16	GB/T93	垫圈 12	Washer	12	8	
17	GB/T97.1	垫圈 12	Washer	12	6	
18	GB/T899	双头螺栓	Bolt	M12×35	2	
19	20411-27T/87391-12* 2N12*730	胶管总成	Hose assembly	12	1	
20	L1CL-27	过渡接头	Dapter		2	
21	JB/T966	垫圈	Washer	27	2	
22	GB3733.2	G8 端直通体	Dapter	G8	1	
23	JB/T966	垫圈 12	Washer	12	1	
24	20411-14/20491-14*1 W05*600	胶管总成	Hose assembly		1	
25	13/14- II -L270	胶管总成	Hose assembly		2	
26	20411-20GB/20491-20 GB*2W08*1050+RS	胶管总成	Hose assembly		4	
27	LG816.07.04	左侧动臂缸固定管座 焊接	Fixed socket of left side lift cylinder		1	
28	LG816.07.05	右侧动臂缸固定管座 焊接	Fixed socket of right side lift cylinder		1	
29	LG816.07-003	压板	Press plate		2	

# 7.1 IMPLEMENT HYDRAULIC SYSTEM

Fig.22 Implement hydraulic system



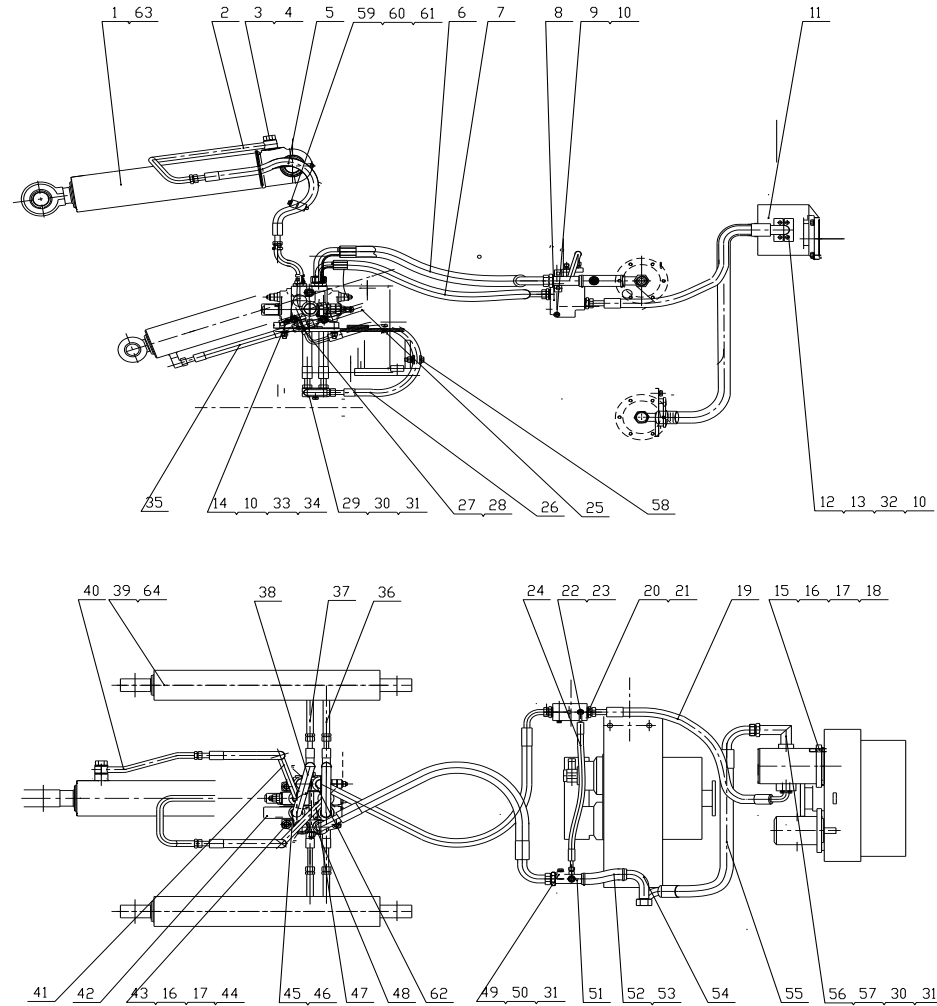


## 工作液压系统 Implement hydraulic system ( CDM816DG.07 I ) Fig.22

序号 Item	代号 Parts number	名称 Parts description		规格 Specification	数量 Qty	备注 Remarks
30	GB/T5783	螺栓	Bolt	10 M10×30	6	
31	GB/T93	垫圈	Washer	10	7	
32	GB/T5783	螺栓	Bolt	M8×30	4	
33	GB/T97.1	垫圈	Washer	8	8	
34	GB/T6170	螺母	Nut	M8	6	
35	20411-20GB*2W 08*300	胶管总成	Hose assembly		2	
36	LG818D.07 I .02	钢管总成			1	
37	LG818D.07 I .01	钢管总成			1	
38	20411-22GB*2W 10*850	胶管总成	Hose assembly		2	
39	LG818G.07.02	油缸Φ 90/Φ 45	Distributing hose		2	
40	LG816.07.08	钢管焊合	Arm oil cylinder		1	
41	LG818D I .07.03	钢管总成	Tilt cylinder small chamber pipe		1	
42	LG816.07.19	多路换向阀	Small chamber pipe from distribution valve to tilt	M12×55-8.8	1	
43	GB/T5782	螺栓 M12×55	Implement valve	M12-8	4	
44	GB/T6170	螺母 M12	Bolt	10	6	
45	L1CH-22-30GB	过渡接头	Nut	M8×30-8.8	4	

# 7.1 IMPLEMENT HYDRAULIC SYSTEM

Fig.22 Implement hydraulic system

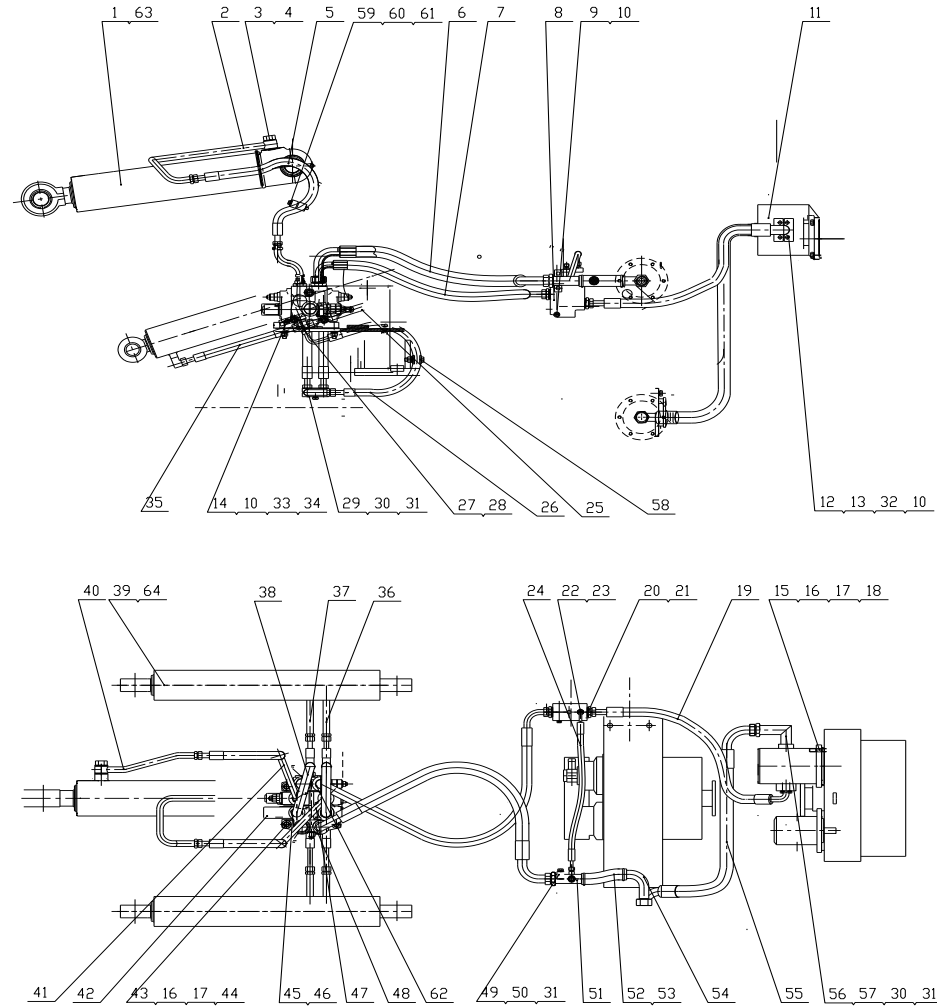


## 工作液压系统 Implement hydraulic system ( CDM816DG.07 I ) Fig.22

序号 Item	代号 Parts number	名称 Parts description		规格 Specification	数量 Qty	备注 Remarks
46	GB/T3452.1	O 形圈 26.5×2.65	A,B port connection from distribution valve to lift cylinder ,tilt cylinder		6	
47	LG818D.07 I .04	钢管焊接	O-ring	26.5×2.65	1	
48	LG816.07-005	接头体	Big chamber pipe from distribution valve to tilt		1	
49	LG853.07-002	压板	Hose from distribution valve to lift cylinder		1	
50	GB/T5783	螺栓 M10×40	Big chamber pipe of left side cylinder		2	
51	LG816.07.11	钢管焊接	Small chamber pipe of left side cylinder		1	
52	JB/T8870	喉箍 d44	Adapter		2	
53	%%c25X2-170m m	回油箱夹布胶管总成	P port connection of distribution valve		1	
54	LG816.07.13	钢管焊接	Front/rear frame oil inlet transmit joint press plate		1	
55	20491-36T*2N16* 950/270°	胶管总成	Bolt	M10×40-8.8	1	
56	LG816.07.12	钢管焊接	Oil return socket		1	
57	GB/T3452.1	O 形圈 28×2.65	Hoop	32~44	1	
58	LG825.07-003	油管管夹	Oil return tank hose		2	
59	LG810.07-002	管夹	Oil return pipe		4	
60	GB/T5782	螺栓 M8×55	Oil suction hose		4	
61	LG810.07-001	压板	Oil suction pipe		2	
62	LG816.07-006	分配阀 P 口接头	O-ring	28.0×2.65	1	

# 7.1 IMPLEMENT HYDRAULIC SYSTEM

Fig.22 Implement hydraulic system

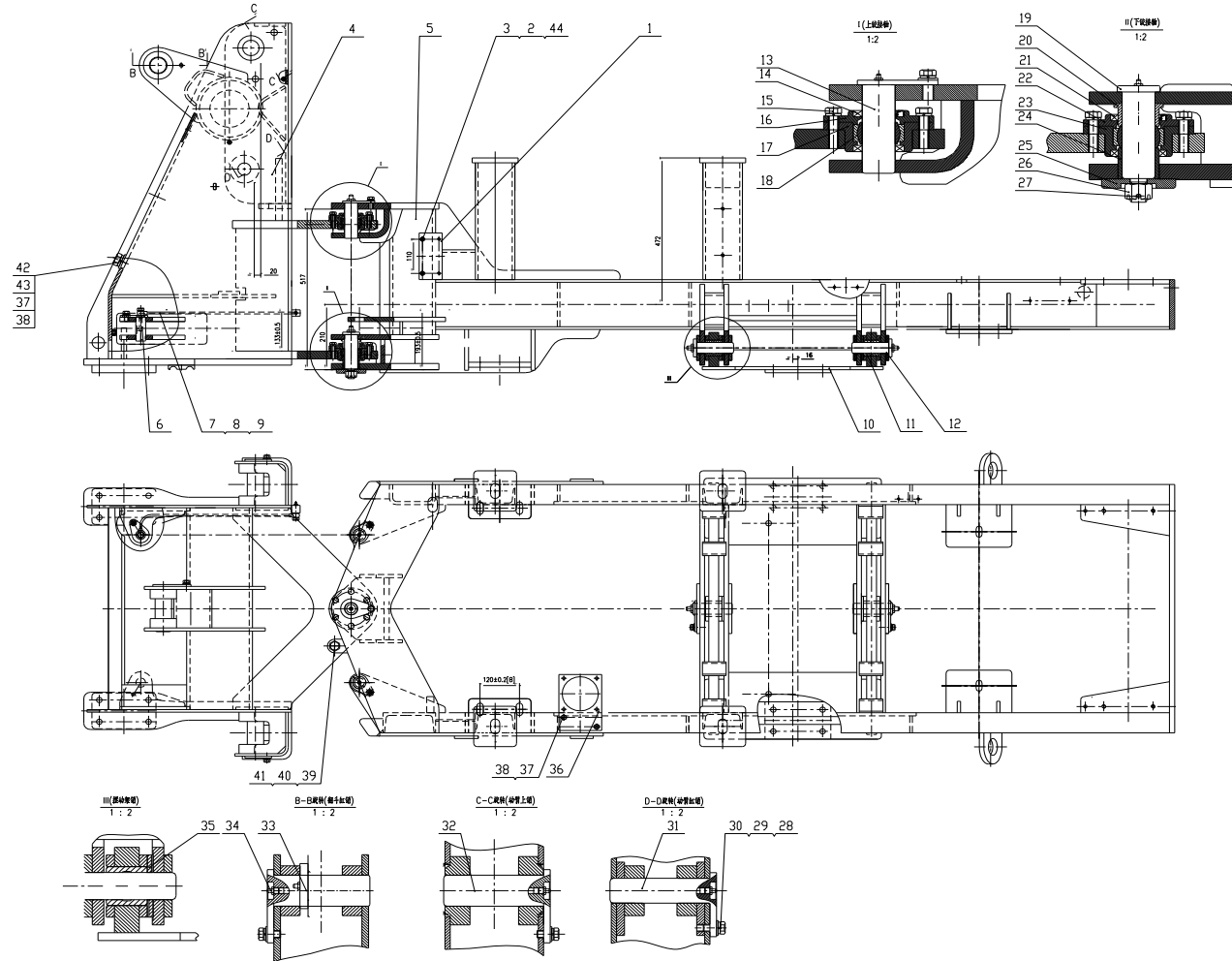




# X. FRAME SYSTEM

## 10.1 FRAME SYSTEM

Fig.31 Frame system

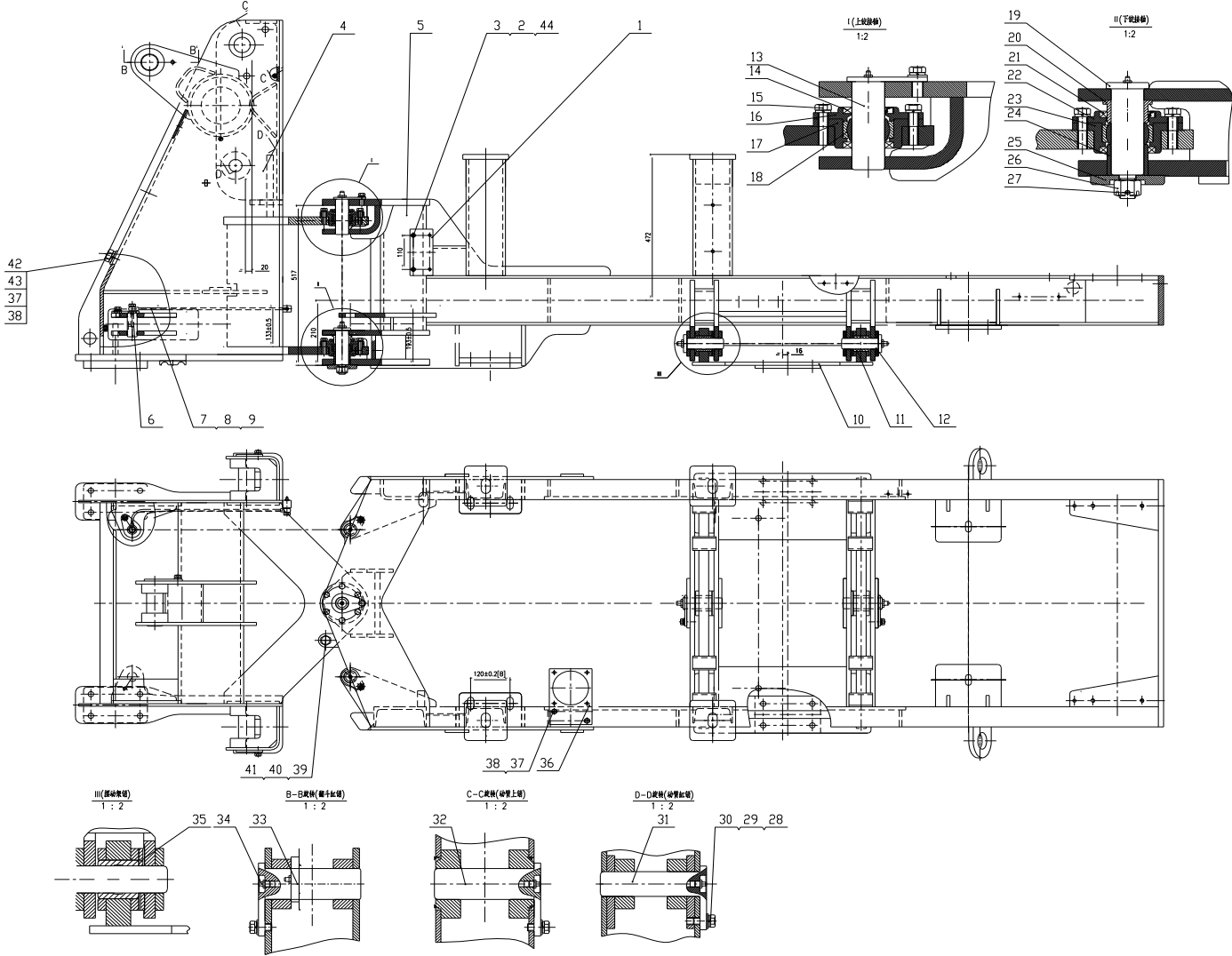


## 车架系统 Frame system (LG818DG.10III) Fig.31

序号 Item	代号 Parts number	名称 Parts description		规格 Specification	数量 Qty	备注 Remarks
1	LG816.10-001	优先阀固定板	Priority valve securing board		1	
2	GB/T93	垫圈	Washer	8	2	
3	GB/T5783	螺栓	Bolt	M8×20-8.8	2	
4	LG818DG.10III.01	前车架焊合	Front frame weldment		1	
5	LG818D.10 I .02	后车架焊合	Rear frame weldment		1	
6	LG816.10.05	转向缸销	Steering cylinder pin weldment		2	
7	LG816.10.06	钢管焊合	Pipe weldment		1	
8	LG853.05.02-012	通油螺栓	Oil bolt		2	
9	LG853.10.06-005	垫圈	Washer	10	4	
10	LG816.10.08	摆动架焊合	Oscillating suspension weldment		1	
11	LG816.10-002	摆动架轴套	Oscillating suspension shaft sleeve		2	
12	LG816.10.09	摆动架销焊合	Oscillating suspension pin weldment		2	
13	LG818DG.10III.02	上铰接销轴焊合	Upper hitch pin		1	
14	GB/T13871.1	密封圈	Seal	FW40×62×8	2	

# 10.1 FRAME SYSTEM

Fig.31 Frame system



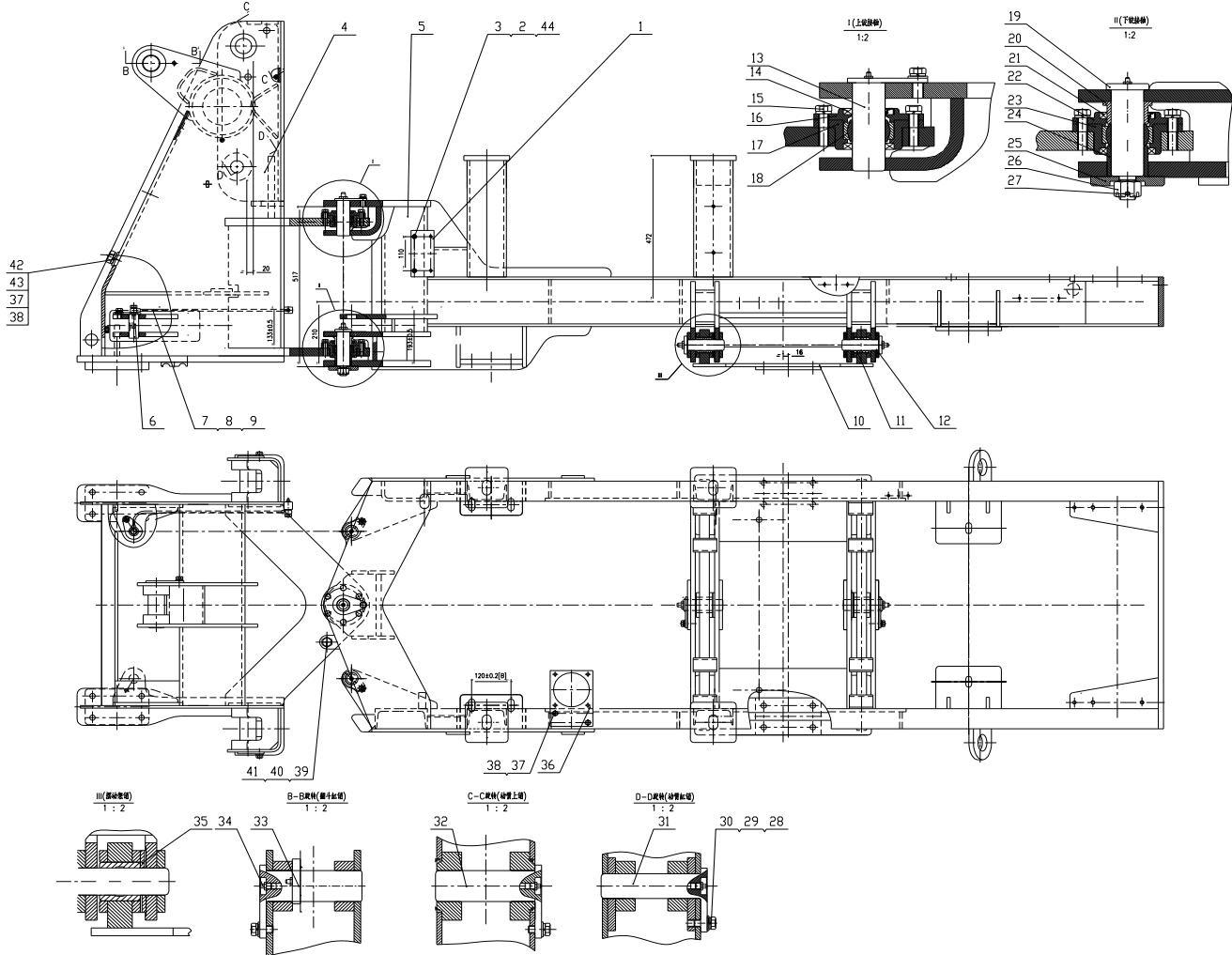


**车架系统 Frame system (LG818DG.10Ⅲ) Fig.31**

序号 Item	代号 Parts number	名称 Parts description		规格 Specification	数量 Qty	备注 Remarks
15	GB/T5783	螺栓	Bolt	M12×40-8.8	12	
16	LG816.10-003	上轴承盖	Upper bearing cover		1	
17	LG816.10-004	上轴承座	Upper bearing cover		1	
18	GB/T9163	关节轴承	Joint bearing ge40es	GE40ES	2	
19	LG818DG.10Ⅲ-001	下铰接销轴	Lower bearing pin		1	
20	LG816.10-006	下铰接上套	Lower hitch pin upper bush		1	
21	GB/T13871.1	密封圈	Seal ring	FW50×68×8	2	
22	LG816.10-007	下轴承盖	Lower bearing cover		1	
23	LG816.10-008	下轴承座	Lower bearing seat		1	
24	LG816.10-009	下铰接下套	Lower hitch pin lower bush		1	
25	LG816.10-011	垫板	Spacer		1	
26	GB/T9459	螺母	Nut	M20×2-5	1	
27	GB/T91	开口销	Cotter pin	5×50	1	
28	GB/T5783	螺栓	Bolt	M12×25-8.8	10	
29	GB/T97.1	垫圈	Washer	12	10	
30	GB/T93	垫圈	Washer	12	22	

# 10.1 FRAME SYSTEM

Fig.31 Frame system



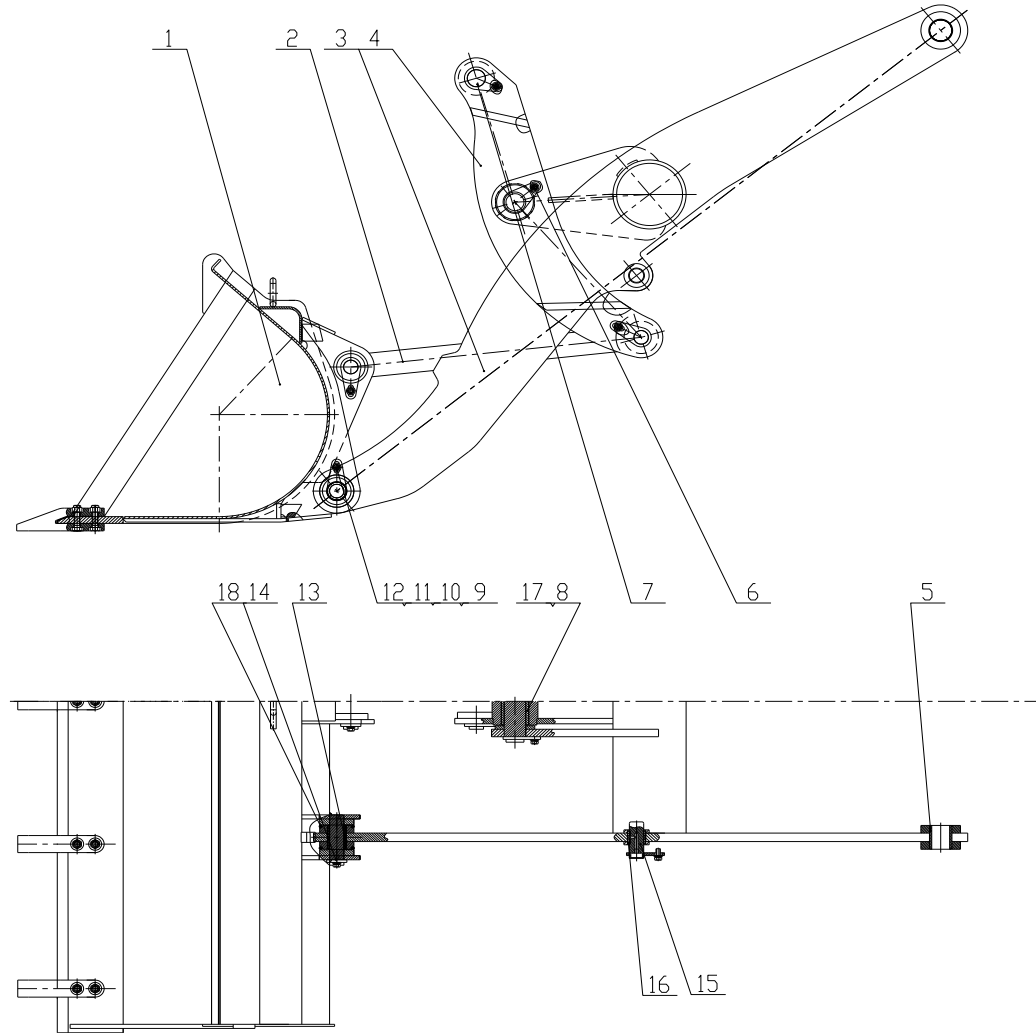
## 车架系统 Frame system (LG818DG.10Ⅲ) Fig.31

序号 Item	代号 Parts number	名称 Parts description		规格 Specification	数量 Qty	备注 Remarks
31	LG816.10.11	动臂缸销焊合	Lift cylinder pin weldment		2	
32	LG816.10.12	动臂上销焊合	Lift arm upper pin weldment		2	
33	LG816.10.13	翻斗缸销焊合	Tilt arm pin weldment		1	
34	JB/T7940.1	油杯	Oil cup	M10×1	11	
35	LG816.10-012	摆动架铜垫	Oscillating suspension copper pad		2	
36	LG816.10-013	滤油器固定板	Fixing board of filter		1	
37	GB/T5783	螺栓	Bolt	M10×20-8.8	9	
38	GB/T93	垫圈	Washer	10	9	
39	GB/T5782	螺栓	Bolt	M20×100-8.8	1	
40	GB/T93	垫圈	Washer	20	1	
41	GB/T6170	螺母	Nut	M20-8	1	
42	LG818.10-014	盖板	Cover board		1	
43	GB/T97.1	垫圈	Washer	10	9	
44	GB/T97.1	垫圈	Washer	8	2	

# XI. IMPLEMENT SYSTEM

## 11.1 IMPLEMENT SYSTEM

Fig.32 Implement system

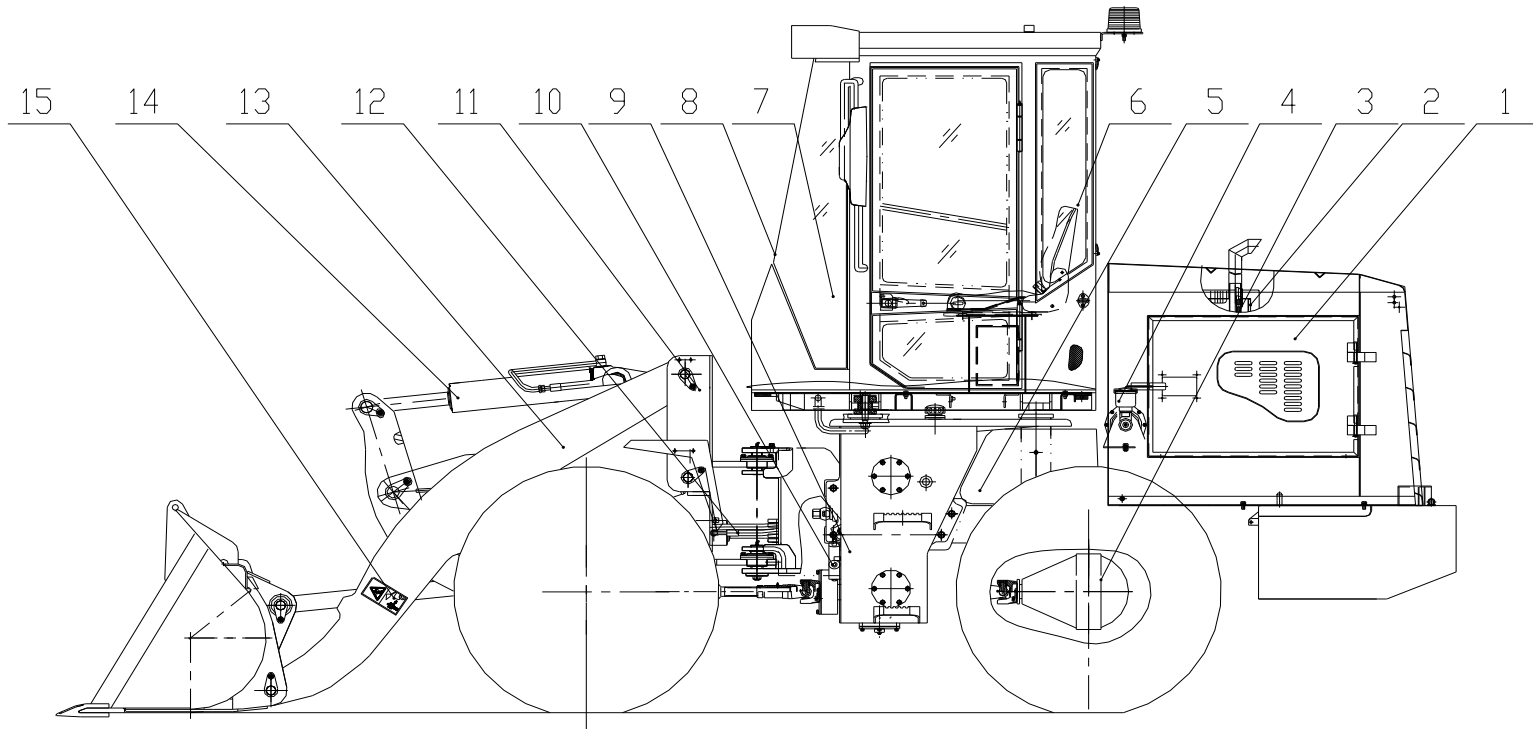


## 工作装置系统 Implement System (LG818DG.11) Fig.32

序号 Item	代号 Parts number	名称 Parts description		规格 Specification	数量 Qty	备注 Remarks
1	LG818DG.11.01	铲斗	Bucket weldment		1	
2	LG818G.11.02	拉杆	Poll rod weldment		1	
3	LG818G.11.03	动臂	Lift arm weldment		1	
4	LG818G.11.04	摇臂	Tilt arm weldment		1	
5	LG816.11-001	动臂上轴套	Lift arm upper shaft sleeve		2	
6	LG816.11.06	摇臂中销轴焊合	Tilt arm middle pin weldment		1	
7	LG816.11.07	摇臂上销焊合	Tilt arm upper pin weldment		1	
8	LG816.11-002	摇臂中轴套	Tilt arm middle bush		2	
9	GB/T93	垫圈	Washer	12	8	
10	GB/T97.1	垫圈	Washer	12	8	
11	GB/T5783	螺栓	Bolt	M12×25-8.8	8	
12	LG816.11.08	铲斗销轴焊合	Bucket pin weldment		4	
13	LG816.11-003	动臂轴套	Lift arm bush		4	
14	JB/T7940.1	油杯	Oil cup m10×1		8	
15	LG816B.11.05	动臂缸上销轴焊合	Lift arm upper pin weldment		2	
16	LG816B.11-001	动臂缸轴套	Lift cylinder bush		2	
17	LG816.11-004	隔套	Separating sleeve		1	
18	LG816B.11-002	O型圈密封圈	O-ring		4	

# CDM816D 轮式装载机

## Top assembly CDM816D.00III



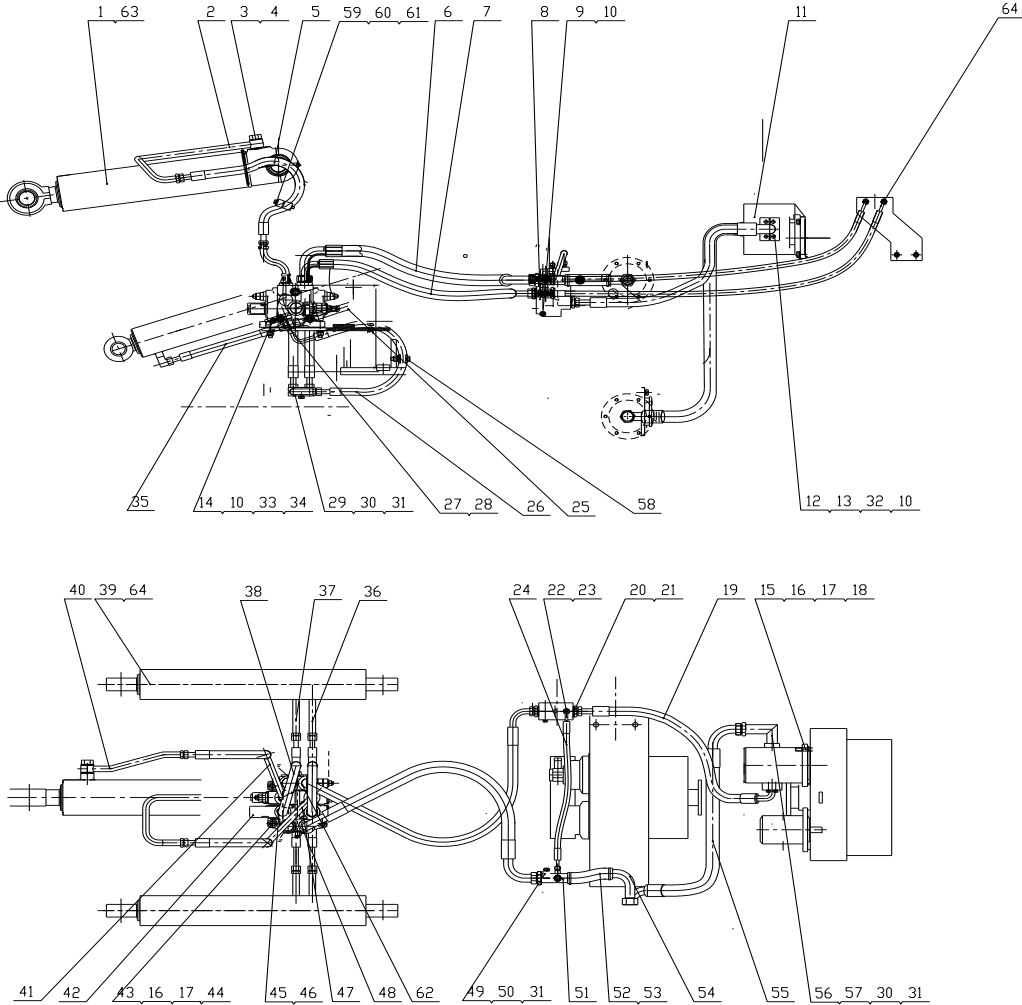
## 一级部件 Top assembly CDM816D.00III

序号 Item	代号 Parts number	名称 Parts description		规格 Specification	数量 Qty	备注 Remarks
1	LG816D.13	覆盖件系统	Out panel system		1	
2	CDM816B.01	柴油机系统	Diesel Engine System		1	
3	LG816B.04	驱动桥系统	Drive axle system		1	
4	LG816B.08	脚制动系统	Service brake system		1	
5	LG816.03	变速箱系统	Transmission system		1	
6	CDM823D.12	驾驶室系统	Cab system		1	
7	LG816.05	操纵系统	Control system		1	
8	CDM816D.15	电器系统	Electrical system		1	
9	LG816B.02	变矩器系统	Torque converter system		1	
10	LG816.09	手制动系统	Parking brake system		1	
11	LG818D.10 I	车架系统	Frame system		1	
12	CDM816D.06III	转向液压系统	Steering hydraulic system		1	
13	LG816D.11	工作装置系统	Implement system		1	
14	CDM816D.07VI	工作液压系统	Implement hydraulic system		1	
15	CDM816D.14	标识标牌系统	Designation & Scutcheon system		1	

# VII. IMPLEMENT HYDRAULIC SYSTEM

## 7.1 IMPLEMENT HYDRAULIC SYSTEM

Fig.22 Implement hydraulic system



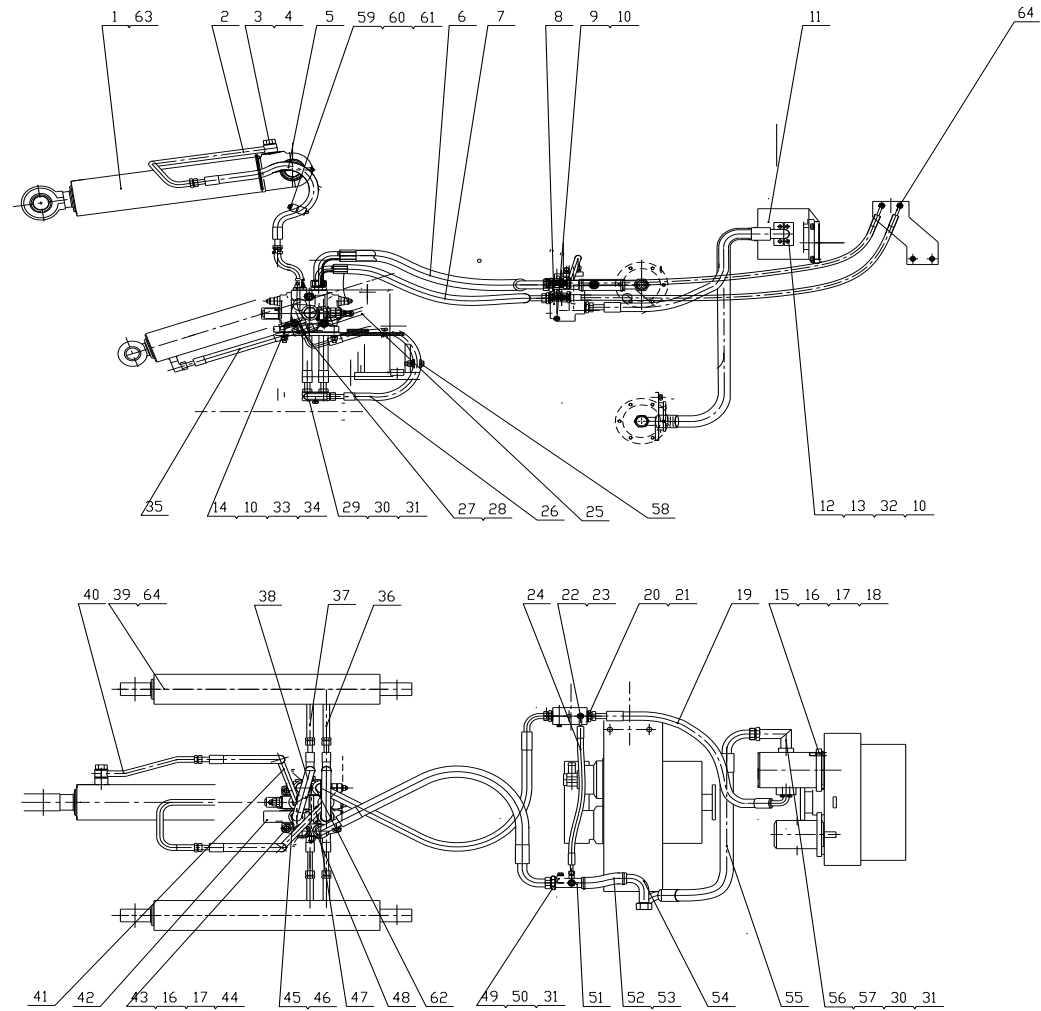


## 工作液压系统 Implement hydraulic system (CDM816D.07Ⅲ) Fig.22

序号 Item	代号 Parts number	名称 Parts description		规格 Specification	数量 Qty	备注 Remarks
1	LG818.07.01A	油缸	Turn fights oil cylinder	Φ 100/Φ 55	1	
2	LG816.07.03	钢管焊合				
3	JB/T999	铰接螺栓	Pipe connection link bolt	M22×1.5×48	2	
4	JB/T966	垫圈	Washer	22	4	
5	20411-22GB*2W10*880	胶管总成	Hose assembly			
6	20491-36T/20491-36TH 106*2N16*1000/270°	胶管总成	Hose assembly		1	
7	20491-27T*2N12*1000/ 90°	胶管总成	Hose assembly		1	
8	LG816.07.17	优先阀	Priority valve		1	YXL-F160L
9	GB/T5782	螺栓	Bolt	M8×80	2	
10	GB/T93	垫圈	Washer	8	12	
11	LG816.07.18	工作泵总成	Implement pump		1	CBGj2050
12	FL-12(φ 9)	法兰夹	Press plate		1	
13	AS568	O形圈	O-ring	24.99×3.53	1	
14	GB/T5783	螺栓	Bolt	M8×40	4	
15	GB/T5783	螺栓 M12×35	Bolt	M12×35	2	

# 7.1 IMPLEMENT HYDRAULIC SYSTEM

Fig.22 Implement hydraulic system

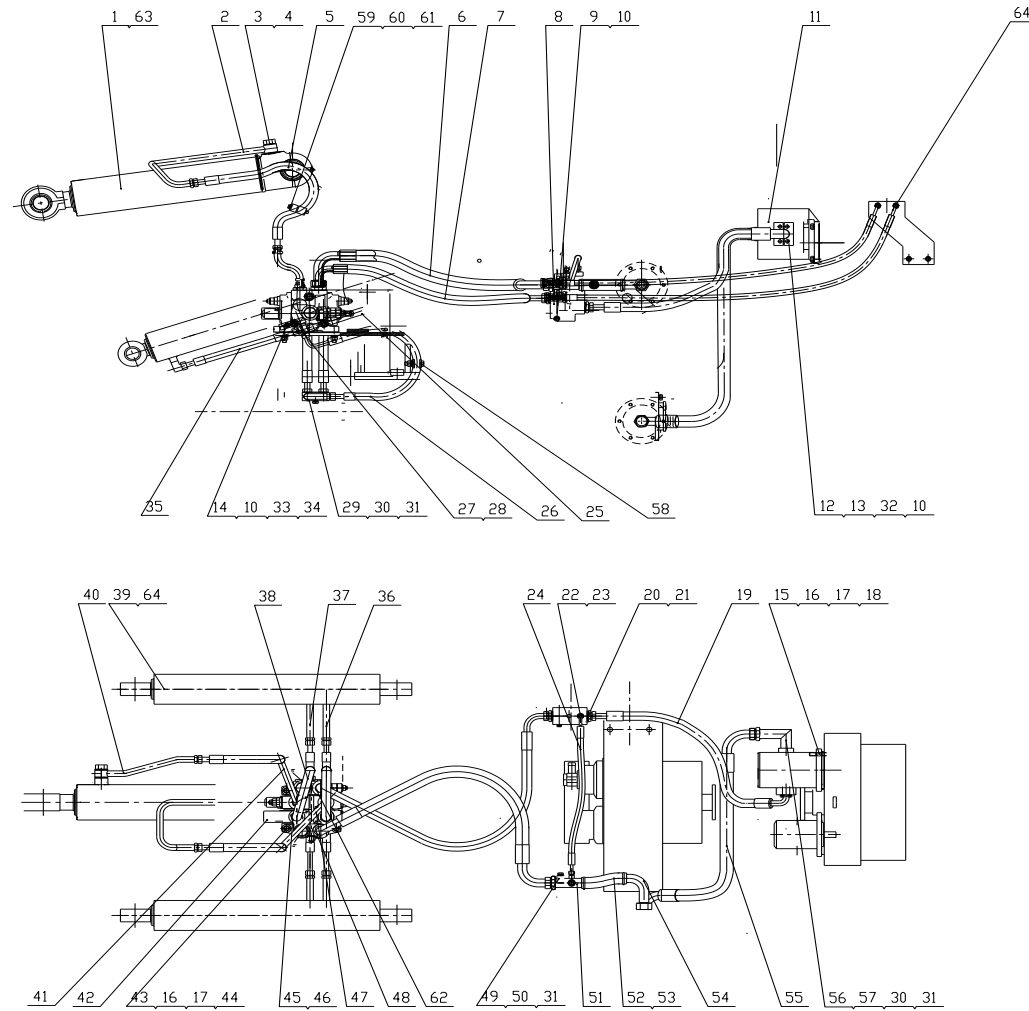


## 工作液压系统 Implement hydraulic system (CDM816D.07Ⅲ) Fig.22

序号 Item	代号 Parts number	名称 Parts description	规格 Specification	数量 Qty	备注 Remarks	
16	GB/T93	垫圈 12	Washer	12	8	
17	GB/T97.1	垫圈 12	Washer	12	6	
18	GB/T899	双头螺栓	Bolt	M12×35	2	
19	20411-27T/87391-12* 2N12*730	胶管总成	Hose assembly	12	1	
20	L1CL-27	过渡接头	Dapter		2	
21	JB/T966	垫圈	Washer	27	2	
22	GB3733.2	G8 端直通体	Dapter	G8	1	
23	JB/T966	垫圈 12	Washer	12	1	
24	20411-14/20491-14*1 W05*600	胶管总成	Hose assembly		1	
25	13/14- II -L270	胶管总成	Hose assembly		2	
26	20411-20GB/20491-20 GB*2W08*950+RS	胶管总成	Hose assembly		4	
27	LG816.07.04	左侧动臂缸固定管座 焊接	Fixed socket of left side lift cylinder		1	
28	LG816.07.05	右侧动臂缸固定管座 焊接	Fixed socket of right side lift cylinder		1	
29	LG816.07-003	压板	Press plate		2	

# 7.1 IMPLEMENT HYDRAULIC SYSTEM

Fig.22 Implement hydraulic system

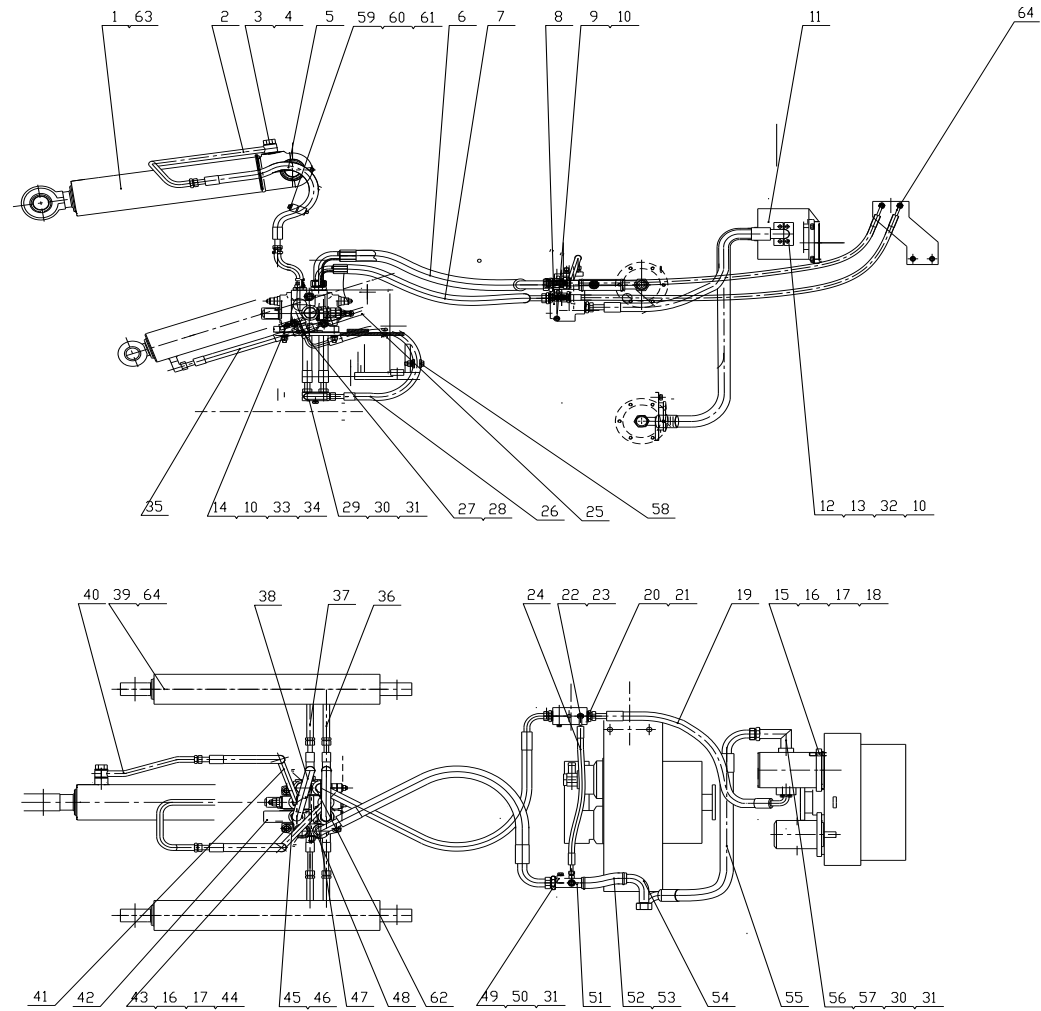


## 工作液压系统 Implement hydraulic system (CDM816D.07Ⅲ) Fig.22

序号 Item	代号 Parts number	名称 Parts description		规格 Specification	数量 Qty	备注 Remarks
30	GB/T5783	螺栓	Bolt	10 M10×30	6	
31	GB/T93	垫圈	Washer	10	7	
32	GB/T5783	螺栓	Bolt	M8×30	4	
33	GB/T97.1	垫圈	Washer	8	8	
34	GB/T6170	螺母	Nut	M8	6	
35	20411-20GB*2W 08*300	胶管总成	Hose assembly		2	
36	LG818D.07 I .02	钢管总成			1	
37	LG818D.07 I .01	钢管总成			1	
38	20411-22GB*2W 10*850	胶管总成	Hose assembly		2	
39	LG818.07.02A	油缸Φ 90/Φ 45			2	
40	LG816.07.08	钢管焊合			1	
41	LG818D I .07.03	钢管总成			1	
42	LG816.07.19	多路换向阀			1	
43	GB/T5782	螺栓 M12×55	Bolt	M12×55	4	
44	GB/T6170	螺母 M12	Nut	M12	6	
45	L1CH-22-30GB	过渡接头			4	

# 7.1 IMPLEMENT HYDRAULIC SYSTEM

Fig.22 Implement hydraulic system

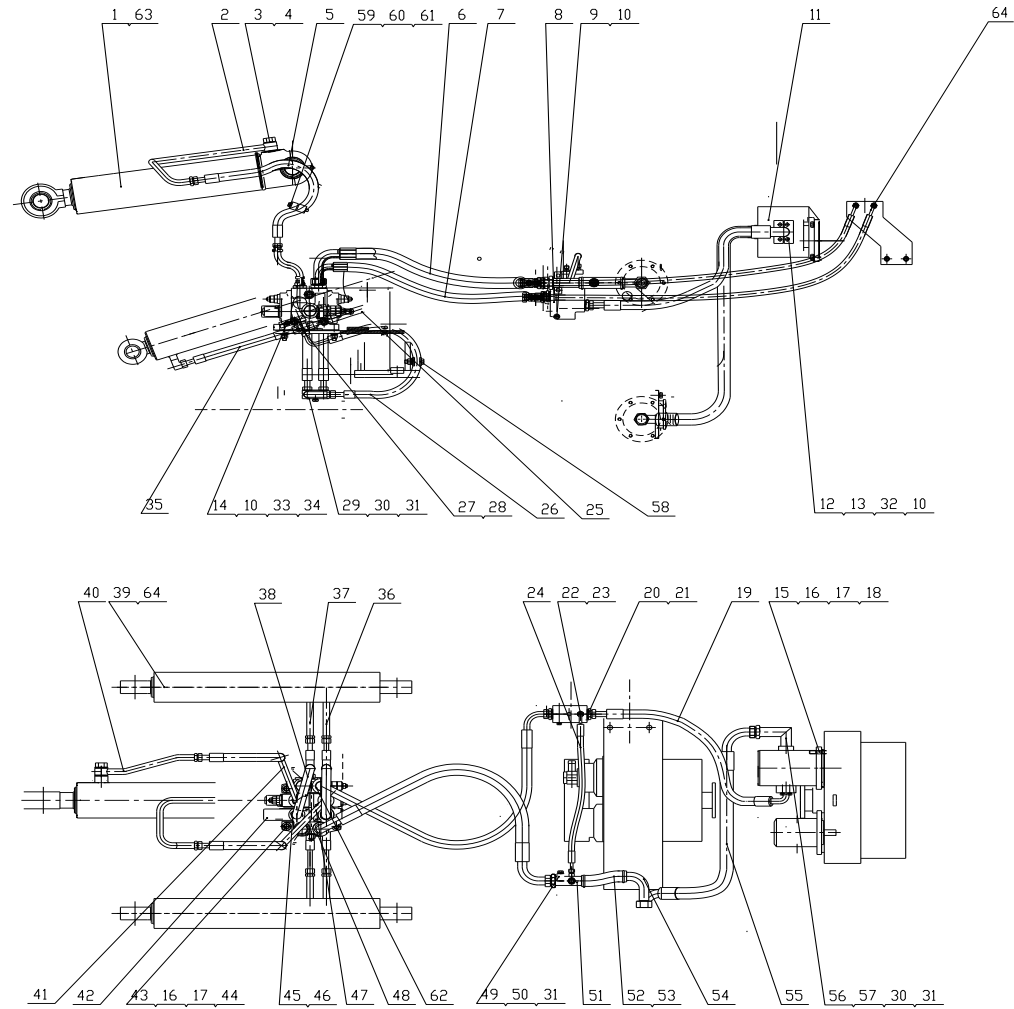


## 工作液压系统 Implement hydraulic system (CDM816D.07Ⅲ) Fig.22

序号 Item	代号 Parts number	名称 Parts description		规格 Specification	数量 Qty	备注 Remarks
46	GB/T3452.1	O 形圈 26.5×2.65	O-ring	26.5×2.65	6	
47	LG818D.07 I .04	钢管焊接			1	
48	LG816.07-005	接头体			1	
49	LG853.07-002	压板			1	
50	GB/T5783	螺栓 M10×40			2	
51	LG816.07.11	钢管焊接			1	
52	JB/T8870	喉箍 d44			2	
53	%%c25X2-170m m	回油箱夹布胶管总成			1	
54	LG816.07.13	钢管焊接			1	
55	20491-36T*2N16* 950/270°	胶管总成	Bolt	M10×40-8.8	1	
56	LG816.07.12	钢管焊接	Oil return socket		1	
57	GB/T3452.1	O 形圈 28×2.65	Hoop	32~44	1	
58	LG825.07-003	油管管夹	Oil return tank hose		2	
59	LG810.07-002	管夹	Oil return pipe		4	
60	GB/T5782	螺栓 M8×55	Oil suction hose		4	
61	LG810.07-001	压板	Oil suction pipe		2	
62	LG816.07-006	分配阀 P 口接头	O-ring	28.0×2.65	1	

# 7.1 IMPLEMENT HYDRAULIC SYSTEM

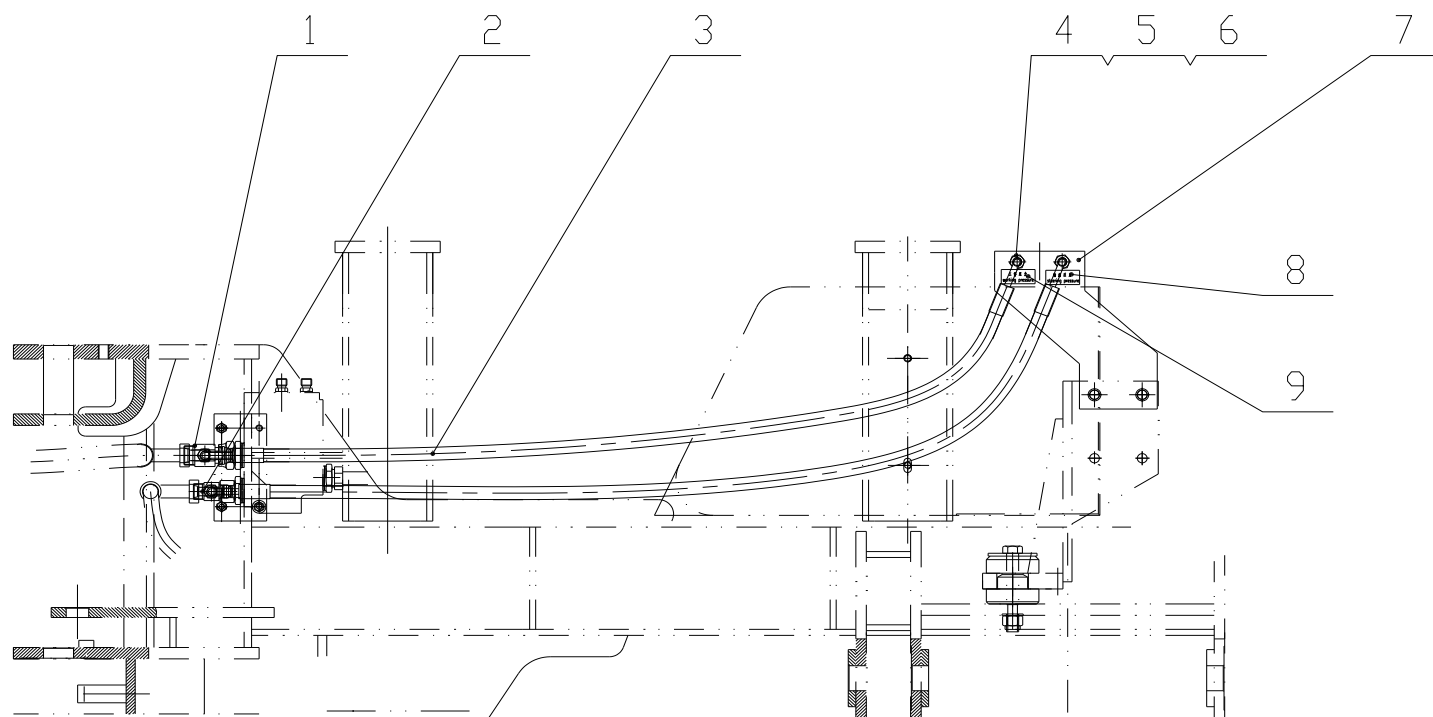
Fig.22 Implement hydraulic system







## 7.1 测压系统



## 工作液压系统 Implement hydraulic system (CDM816D.07Ⅲ) Fig.22

序号 Item	代号 Parts number	名称 Parts description	规格 Specification	数量 Qty	备注 Remarks
1	CDM816D.07VI.01.01	三通接头		1	
2	CDM816D.07VI.01.02	三通接头		1	
3	20491-14*1W04*1200	胶管总成		2	
4	L6C-14	接头		2	
5	L8C-14	过渡接头		2	
6	TC-A08L	测压接头 M14X1.5		2	
7	CDM816D.07VI.01-001	测压接头支架		1	
8	CDM816D.07VI.01-002	转向压力标识		1	
9	CDM816D.07VI.01-003	工作压力标识		1	
10					
11					
12					
13					
14					
15					
16					

